

Names: _____

Snowman Sum Game

Skills Overview

- Students will practice finding pairs of numbers that add up to 14.

Number of Players

- 2 or 3

Material

- Game board
- Crayons (Different color for each player)

How to play


- Each player chooses a different color crayon.
- Players take turns finding and coloring pairs of adjacent squares that have a sum of 14.
(For example, player 1 might color two joining shapes that have the numbers 9 and 5. Then player 2 might color joining shapes with the numbers 6 and 8.)

Management suggestions

- You may want to limit the amount of time a player is given to find a pair of numbers. (For example, if a player can't find a matching pair in 20 seconds, they lose their turn.)

Differentiation


- The last page of this file has a blank template so teachers or students can create their own custom version of the game.



Names: _____

Snowman Sum Game

a




Names: _____

Snowman Sum Game

(b)

Find pairs of adjacent shapes that add up to 14.




Names: _____

Snowman Sum Game

©

Find pairs of adjacent shapes that add up to 14.




Names: _____

Snowman Sum Game

d


Find pairs of adjacent shapes that add up to 14.




ANSWER KEY

Snowman Sum Game


a




b



c



d



Names: _____

Snowman Sum Game

