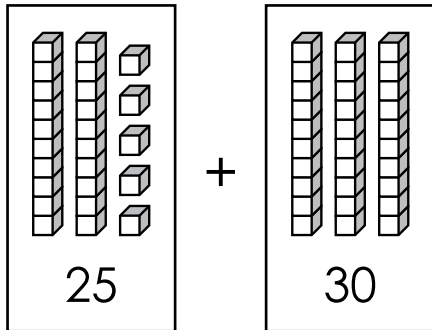


1. Adding Multiples of 10



2. Adding Multiples of 10

41	42	43	44	45	46	47	48	49	50
51	52	53	54	55	56	57	58	59	60
61	62	63	64	65	66	67	68	69	70
71	72	73	74	75	76	77	78	79	80

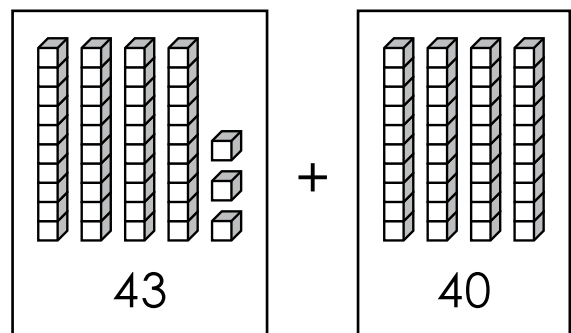


Preview

Please log in to download the printable version of this worksheet.

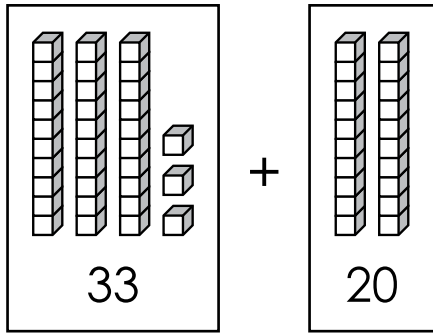
11	12	13	14	15	16	17	18	19	20
21	22	23	24	25	26	27	28	29	30
31	32	33	34	35	36	37	38	39	40
41	42	43	44	45	46	47	48	49	50

$17 + 30 = \underline{\quad}$



$43 + 40 = \underline{\quad}$

5. Adding Multiples of 10



6. Adding Multiples of 10

1	2	3	4	5	6	7	8	9	10
11	12	13	14	15	16	17	18	19	20
21	22	23	24	25	26	27	28	29	30
31	32	33	34	35	36	37	38	39	40

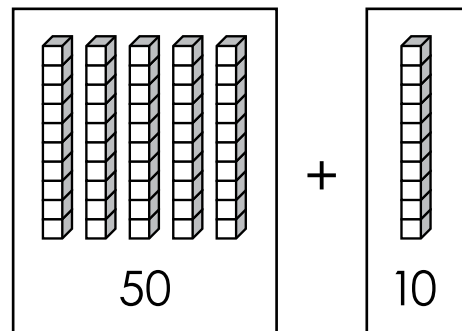


Preview

Please log in to download the printable version of this worksheet.

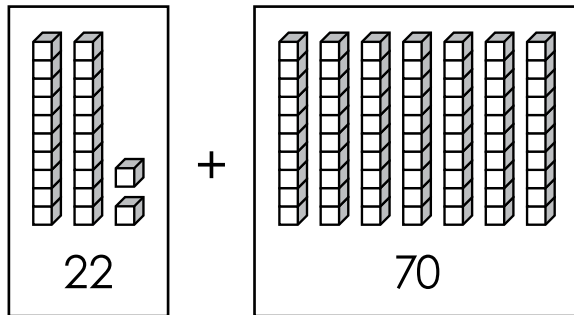
11	12	13	14	15	16	17	18	19	20
21	22	23	24	25	26	27	28	29	30
31	32	33	34	35	36	37	38	39	40
41	42	43	44	45	46	47	48	49	50

$$14 + 20 = \underline{\quad}$$



$$50 + 10 = \underline{\quad}$$

9. Adding Multiples of 10



10. Adding Multiples of 10

41	42	43	44	45	46	47	48	49	50
51	52	53	54	55	56	57	58	59	60
61	62	63	64	65	66	67	68	69	70
71	72	73	74	75	76	77	78	79	80

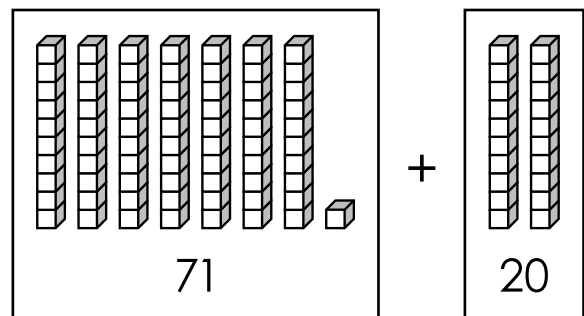


Preview

Please log in to download the printable version of this worksheet.

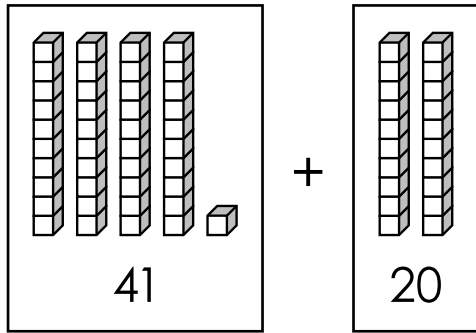
61	62	63	64	65	66	67	68	69	70
71	72	73	74	75	76	77	78	79	80
81	82	83	84	85	86	87	88	89	90
91	92	93	94	95	96	97	98	99	100

$$61 + 30 = \underline{\quad}$$



$$71 + 20 = \underline{\quad}$$

13. Adding Multiples of 10



14. Adding Multiples of 10

1	2	3	4	5	6	7	8	9	10
11	12	13	14	15	16	17	18	19	20
21	22	23	24	25	26	27	28	29	30
31	32	33	34	35	36	37	38	39	40

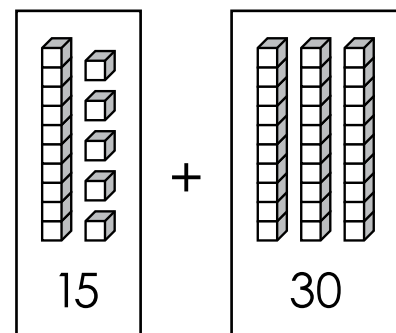


Preview

Please log in to download the printable version of this worksheet.

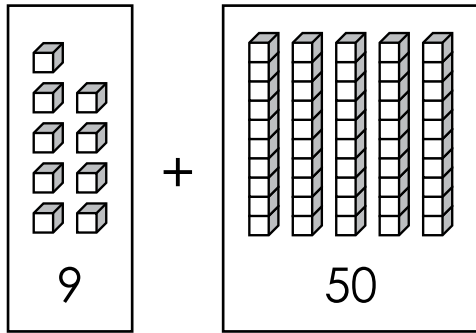
1	2	3	4	5	6	7	8	9	10
11	12	13	14	15	16	17	18	19	20
21	22	23	24	25	26	27	28	29	30
31	32	33	34	35	36	37	38	39	40

$$12 + 10 = \underline{\quad}$$



$$15 + 30 = \underline{\quad}$$

17. Adding Multiples of 10



18. Adding Multiples of 10

21	22	23	24	25	26	27	28	29	30
31	32	33	34	35	36	37	38	39	40
41	42	43	44	45	46	47	48	49	50
51	52	53	54	55	56	57	58	59	60

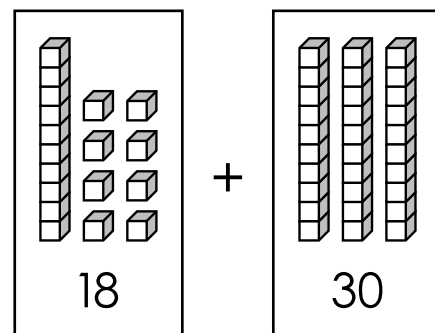


Preview

Please log in to download the printable version of this worksheet.

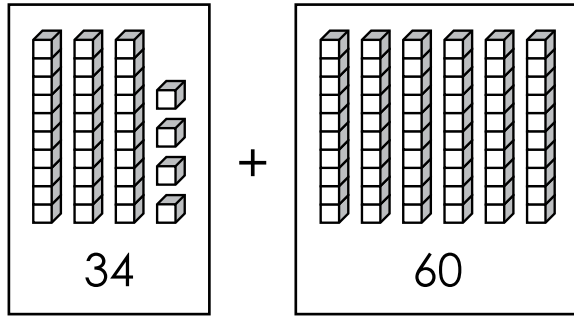
31	32	33	34	35	36	37	38	39	40
41	42	43	44	45	46	47	48	49	50
51	52	53	54	55	56	57	58	59	60
61	62	63	64	65	66	67	68	69	70

$$40 + 20 = \underline{\quad}$$



$$18 + 30 = \underline{\quad}$$

21. Adding Multiples of 10



22. Adding Multiples of 10

61	62	63	64	65	66	67	68	69	70
71	72	73	74	75	76	77	78	79	80
81	82	83	84	85	86	87	88	89	90
91	92	93	94	95	96	97	98	99	100

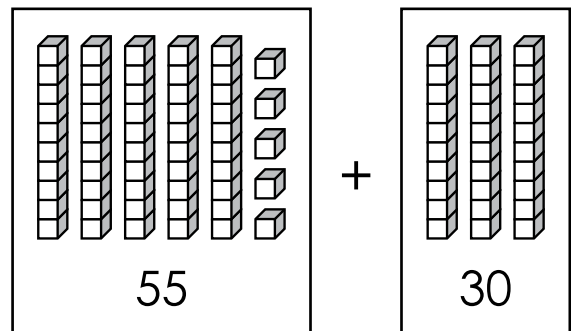


Preview

Please log in to download the printable version of this worksheet.

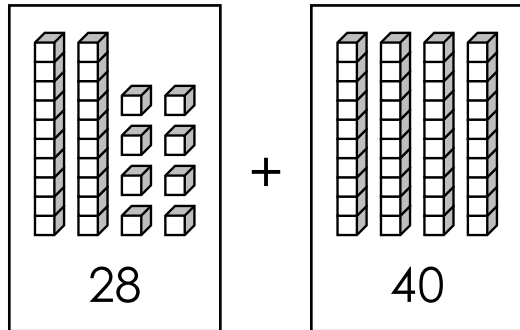
51	52	53	54	55	56	57	58	59	60
61	62	63	64	65	66	67	68	69	70
71	72	73	74	75	76	77	78	79	80
81	82	83	84	85	86	87	88	89	90

$$55 + 20 = \underline{\quad}$$



$$55 + 30 = \underline{\quad}$$

25. Adding Multiples of 10



26. Adding Multiples of 10

51	52	53	54	55	56	57	58	59	60
61	62	63	64	65	66	67	68	69	70
71	72	73	74	75	76	77	78	79	80
81	82	83	84	85	86	87	88	89	90

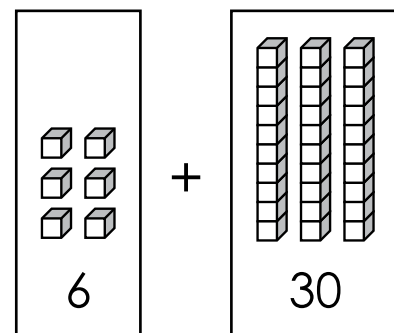


Preview

Please log in to download the printable version of this worksheet.

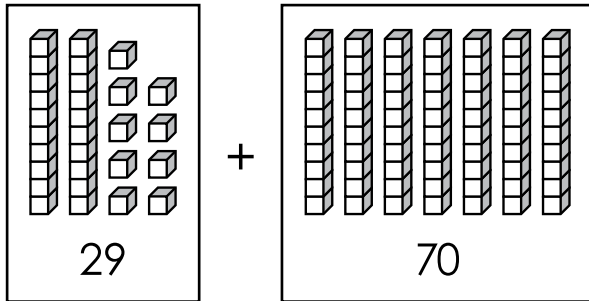
1	2	3	4	5	6	7	8	9	10
11	12	13	14	15	16	17	18	19	20
21	22	23	24	25	26	27	28	29	30
31	32	33	34	35	36	37	38	39	40

$$2 + 20 = \underline{\quad}$$



$$6 + 30 = \underline{\quad}$$

29. Adding Multiples of 10



30. Adding Multiples of 10

11	12	13	14	15	16	17	18	19	20
21	22	23	24	25	26	27	28	29	30
31	32	33	34	35	36	37	38	39	40
41	42	43	44	45	46	47	48	49	50



Preview

Please log in to download the printable version of this worksheet.

Name: _____

Task Cards: Adding Multiples of 10

1. _____ + _____ = _____

16. _____ + _____ = _____

2. _____ + _____ = _____

17. _____ + _____ = _____

3. _____ + _____ = _____

18. _____ + _____ = _____

4. _____ + _____ = _____

19. _____ + _____ = _____

5. _____ + _____ = _____

20. _____ + _____ = _____



Preview

Please log in to download
the printable version of this worksheet.

10. _____ + _____ = _____

25. _____ + _____ = _____

11. _____ + _____ = _____

26. _____ + _____ = _____

12. _____ + _____ = _____

27. _____ + _____ = _____

13. _____ + _____ = _____

28. _____ + _____ = _____

14. _____ + _____ = _____

29. _____ + _____ = _____

15. _____ + _____ = _____

30. _____ + _____ = _____

ANSWER KEY

Task Cards: Adding Multiples of 10

$1. \quad \underline{25} + \underline{30} = \underline{55}$

$16. \quad \underline{15} + \underline{30} = \underline{45}$

$2. \quad \underline{49} + \underline{20} = \underline{69}$

$17. \quad \underline{9} + \underline{50} = \underline{59}$

Preview

Please log in to download
the printable version of this worksheet.



$14. \quad \underline{8} + \underline{30} = \underline{38}$

$29. \quad \underline{29} + \underline{70} = \underline{99}$

$15. \quad \underline{12} + \underline{10} = \underline{22}$

$30. \quad \underline{19} + \underline{20} = \underline{39}$

Task Cards: Adding Multiples of 10

This file contains 30 “adding multiples of 10” cards.

There are countless ways to use task cards in your classroom.

Here are a few ideas:

1. Math Learning Center

Place all of the cards on a table in the classroom. Small groups of 3 to 5 students can visit the table and solve the problems on the task cards. They can complete them in any order they'd like. You can have them do as many, or as few, problems as you choose.

2. Dry-Erase



Preview

Please log in to download
the printable version of this worksheet.

a student's chair, hanging from the classroom bookshelf. Students must search for the cards and solve the math problems.

5. Morning Challenge

Place all of the task cards in a basket. When students enter the classroom in the morning, they choose one card from the basket to solve.

6. Interactive White Board Lessons

If you have a document camera attached to an interactive white board, you can display task cards for students to solve.

7. Extra Help

Have a parent, friend, or volunteer sit with individual students who need extra help. They can practice by solving the problems on the task cards together.