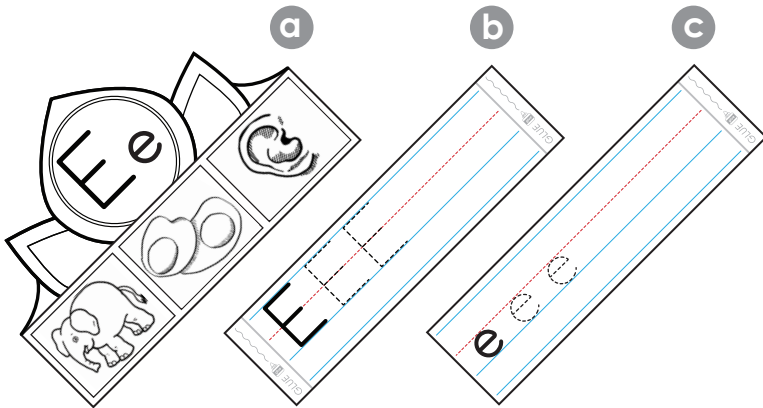


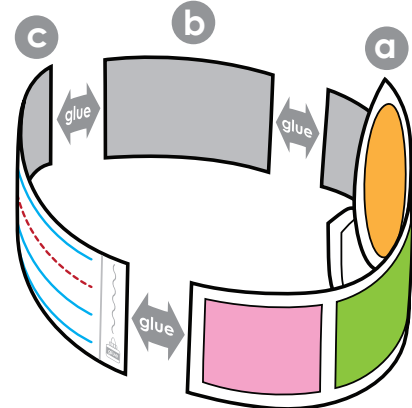
Alphabet Crown

Letter E


Step 1: Print the crown on cardstock paper and cut along the bold black line.



Step 2: Color your crown. Then glue along the marked tabs and attach.



Preview
Please log in to download the printable version of this worksheet.



Alphabet Crown

Letter E

✂

GLUE

glue

GLUE

glue

✂

GLUE

glue

GLUE

glue

Preview

Please log in to download
the printable version of this worksheet.