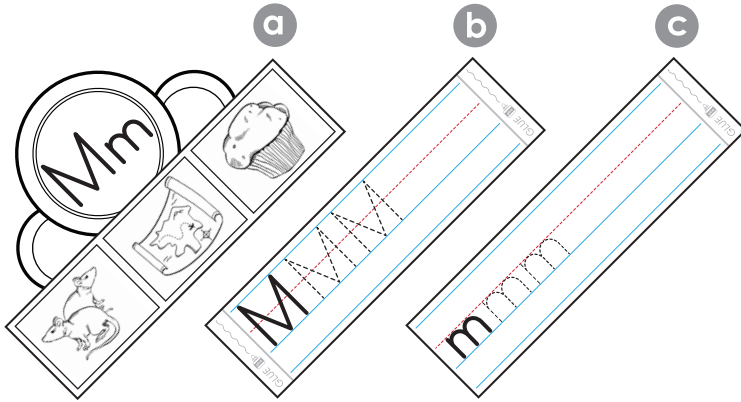


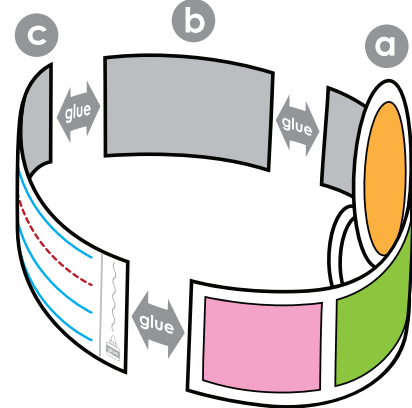
Alphabet Crown

Letter M

Step 1: Print the crown on cardstock paper and cut along the bold black line.


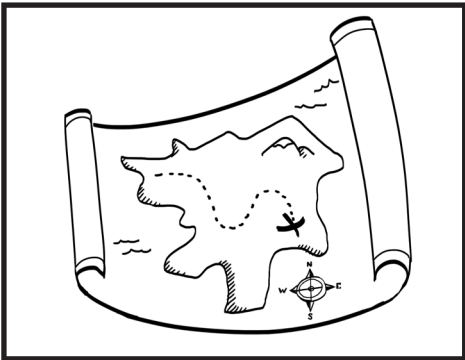


Step 2: Color your crown. Then glue along the marked tabs and attach.



Preview

Please log in to download the printable version of this worksheet.



Alphabet Crown

Letter M



GLUE

glue

glue

GLUE



m m m m

Preview

Please log in to download
the printable version of this worksheet.