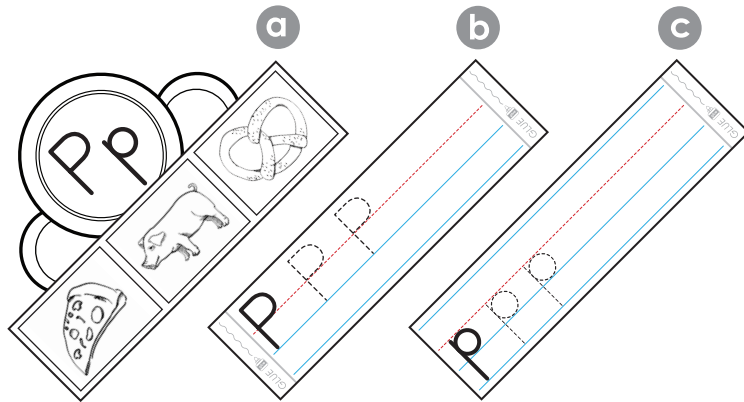


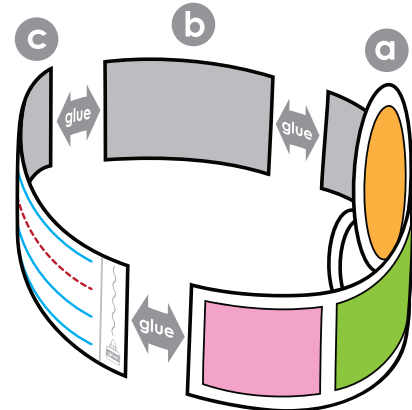
Alphabet Crown

Letter P

Step 1: Print the crown on cardstock paper and cut along the bold black line.




Step 2: Color your crown. Then glue along the marked tabs and attach.



Preview

Please log in to download the printable version of this worksheet.



Alphabet Crown

Letter P

✂

GLUE

glue

GLUE

glue

✂

GLUE

glue

Preview

Please log in to download the printable version of this worksheet.