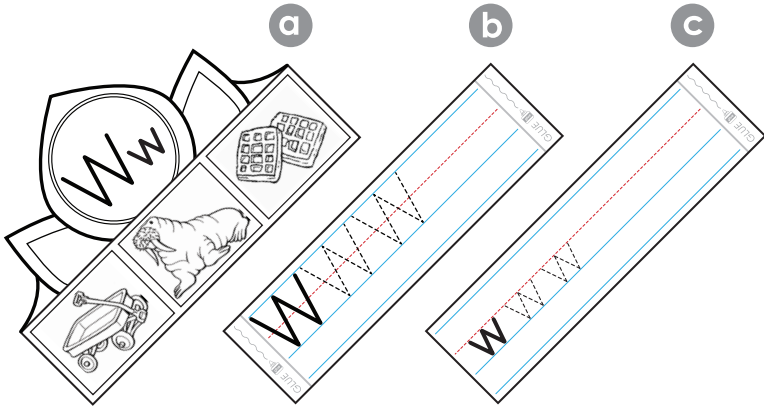


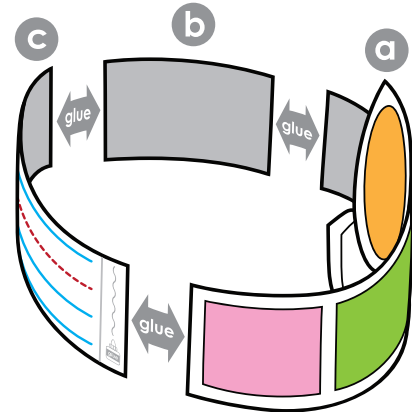
Alphabet Crown

Letter W

Step 1: Print the crown on cardstock paper and cut along the bold black line.




Step 2: Color your crown. Then glue along the marked tabs and attach.



Preview

Please log in to download the printable version of this worksheet.



Alphabet Crown

Letter W



GLUE

glue

glue

GLUE



W

Preview

Please log in to download
the printable version of this worksheet.