

d


j

p

v

b

h



e


k

q

w

c

i



f

l

r

x

d

j



a


g

m

s

y

e



b


h

n

t

z

f



c

i

o

u

a

g

Letter Fluency Game

(Lowercase)

Materials:

- One die
- Printed game board with lowercase letters.

Preparation:

Print the game board and attach both halves together with glue.

How to play:

- This game can be played with individual students or small groups.
- The student rolls the die. The number that he/she rolls is the number of the column that he/she must read aloud.
- To build fluency, encourage the student to read all letters, as quickly as possible.
- If multiple students are playing together, they can take turns rolling the die and reading the columns of letters.