



Happy Birthday Crown

Step 1: Print the crown on cardstock paper and cut along the bold black line.



Step 2: Color your crown. Then glue along the marked tabs and attach.




Preview
Please log in to download the printable version of this worksheet.



Happy Birthday

Happy Birthday Crown



Preview
Please log in to download
the printable version of this worksheet.