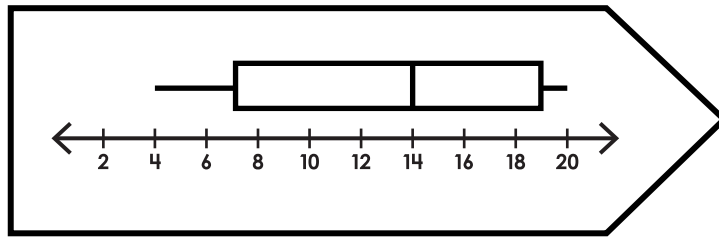


# Box Plot Matching Game



Min	=	4
Q1	=	7
Median	=	14
Q3	=	19
Max	=	20

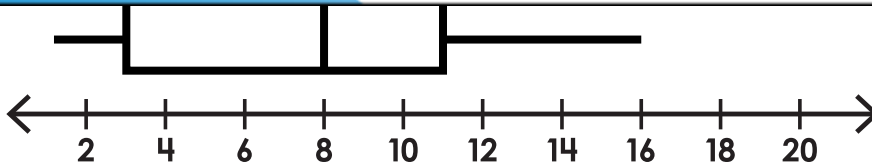
## Instructions:

- Separate the cards into 2 groups, box plots and 5-number summaries.
- Keep the groups separate and place all the cards face down.
- Turn over one card from each group to find a 5-number summary and a box plot to match. If you find a match, ask a friend to verify, and keep the cards.

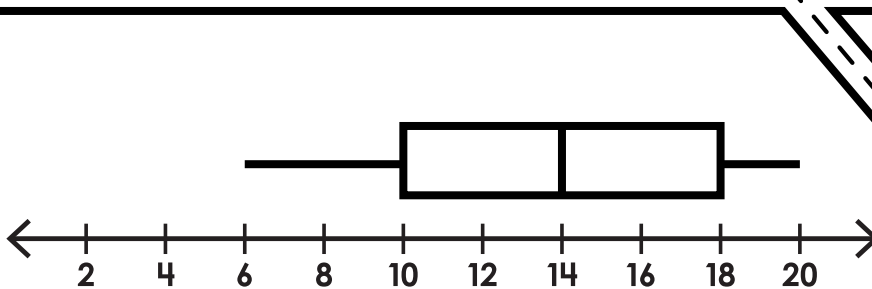


# Preview

Please log in to download  
the printable version of this worksheet.

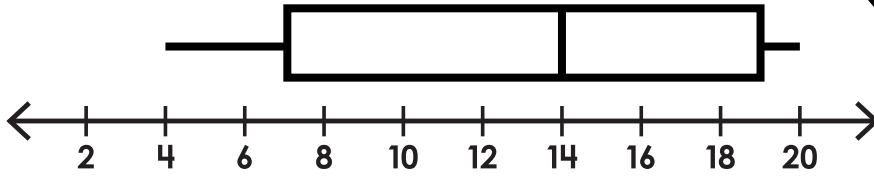


Q1	=	3
Median	=	8
Q3	=	11
Max	=	16



Min	=	6
Q1	=	10
Median	=	14
Q3	=	18
Max	=	20

# Box Plot Matching Game



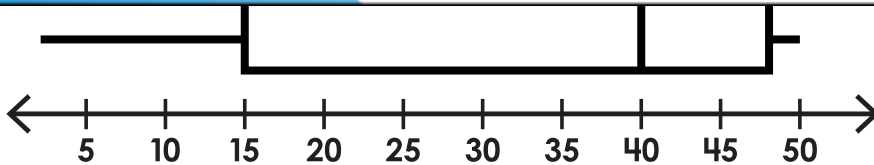
Min	=	4
Q1	=	7
Median	=	14
Q3	=	19
Max	=	20

Min	=	2
-----	---	---

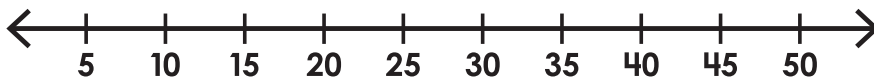


## Preview

Please log in to download the printable version of this worksheet.

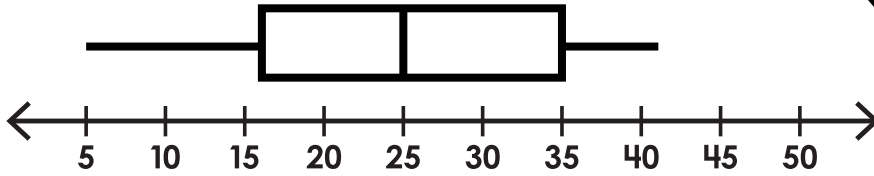


Q1	=	15
Median	=	40
Q3	=	48
Max	=	50



Min	=	16
Q1	=	21
Median	=	32
Q3	=	45
Max	=	50

# Box Plot Matching Game



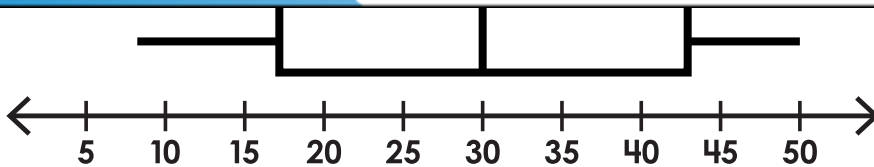
Min	=	5
Q1	=	16
Median	=	25
Q3	=	35
Max	=	41

Min = 10

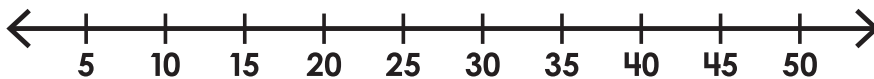


## Preview

Please log in to download the printable version of this worksheet.

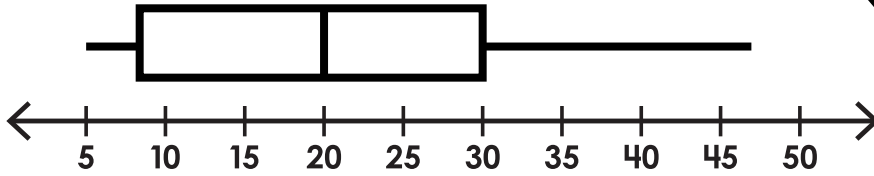


Q1	=	17
Median	=	30
Q3	=	43
Max	=	50



Min	=	12
Q1	=	19
Median	=	25
Q3	=	40
Max	=	49

# Box Plot Matching Game



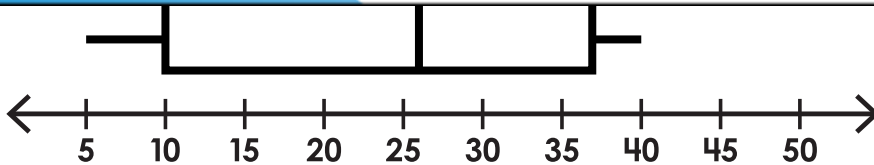
Min	=	5
Q1	=	8
Median	=	20
Q3	=	30
Max	=	47

Min	=	10
-----	---	----

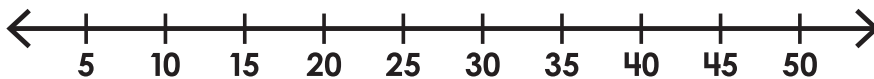


## Preview

Please log in to download the printable version of this worksheet.

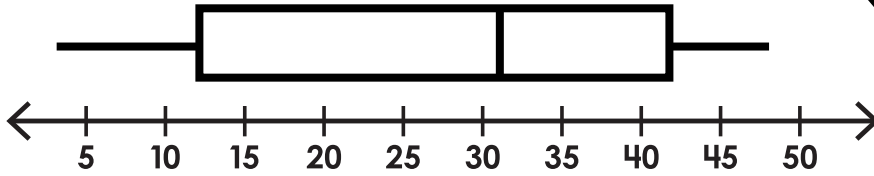


Q1	=	10
Median	=	26
Q3	=	37
Max	=	40



Min	=	15
Q1	=	21
Median	=	40
Q3	=	44
Max	=	50

# Box Plot Matching Game



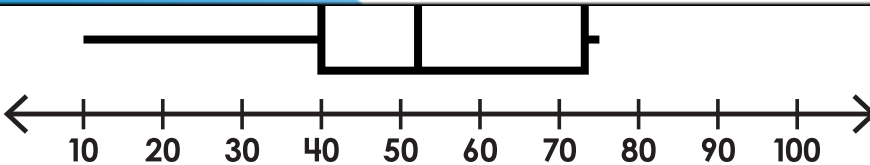
Min	=	3
Q1	=	12
Median	=	31
Q3	=	42
Max	=	48

Min	=	8
-----	---	---

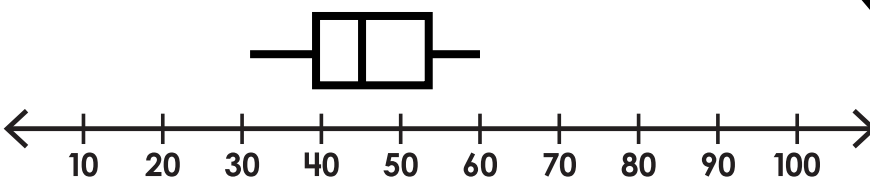


## Preview

Please log in to download the printable version of this worksheet.

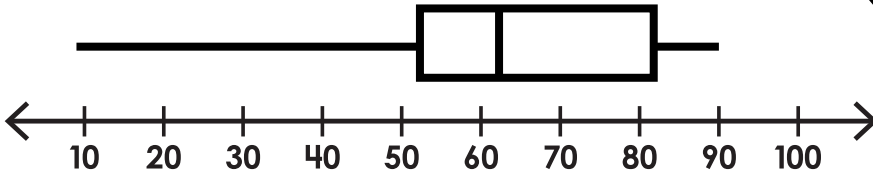


Q1	=	40
Median	=	52
Q3	=	73
Max	=	75



Min	=	31
Q1	=	39.5
Median	=	45
Q3	=	53
Max	=	60

# Box Plot Matching Game



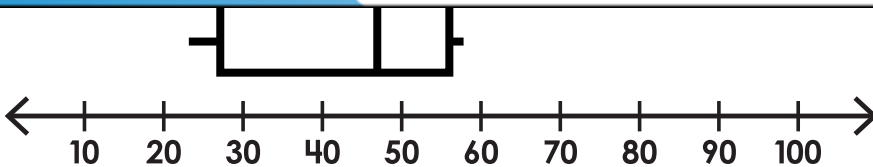
Min	=	9
Q1	=	51.5
Median	=	62
Q3	=	81.5
Max	=	90

Min	=	12
-----	---	----

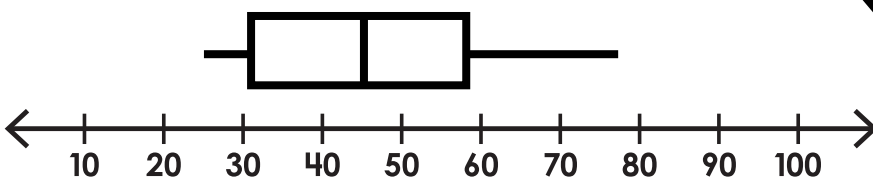


## Preview

Please log in to download the printable version of this worksheet.



Q1	=	26.5
Median	=	47
Q3	=	56.5
Max	=	58



Min	=	25
Q1	=	30.5
Median	=	45
Q3	=	58.5
Max	=	78