



Name: _____

Shape Sort

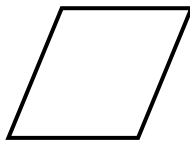
Cut out the shapes at the bottom of the page.
Glue them into the correct positions on the Carroll diagram.

	Quadrilaterals	Not Quadrilaterals
All or Some Right Angles		




Preview

Please log in to download
the printable version of this worksheet.



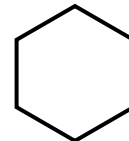
rhombus



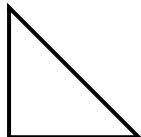
rectangle



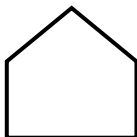
square



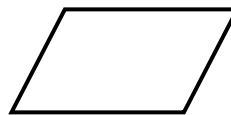
hexagon



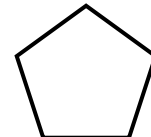
right triangle



pentagon



parallelogram



pentagon

ANSWER KEY

Shape Sort

Cut out the shapes at the bottom of the page.
Glue them into the correct positions on the Carroll diagram.

Quadrilaterals

Not Quadrilaterals

Preview

Please log in to download
the printable version of this worksheet.

