


Name: \_\_\_\_\_

# Christmas Histogram




Icy the elf is new to the workshop. Santa kept track of Icy's gift-making progress for the first 100 days. Use the information from the data to fill in the chart and answer the questions.



Count the tally marks and write in the number of gifts made.

Days	Tally	Frequency <i>Count the tally marks</i>
1-10		
11-20		



## Preview

Please log in to download the printable version of this worksheet.

1. How many gifts did Icy make in days 21-30? \_\_\_\_\_
2. Did Icy make more gifts in days 61-70 or days 71-80? \_\_\_\_\_
3. How many gifts were made in the first 50 days? \_\_\_\_\_
4. How many gifts were made in days 51-100? \_\_\_\_\_
5. How many gifts did Icy make in days 1-10? How many gifts did Icy make in days 91-100? What conclusion could you make? Explain.

\_\_\_\_\_


\_\_\_\_\_

\_\_\_\_\_

# ANSWER KEY

## Christmas Histogram

Icy the elf is new to the workshop. Santa kept track of Icy's gift-making progress for the first 100 days. Use the information from the data to fill in the chart and answer the questions.



Count the tally marks to write in

10



# Preview

Please log in to download the printable version of this worksheet.



---

---