


Colors Match Game



This game is played like the memory match card game that many children are familiar with. It is designed to reinforce their understanding of basic colors.

Materials:

Color item cards and color name cards (pages 2-5)

Set Up:

Copy the cards on cardstock so students cannot see through the paper.

Color each card.

Cut the cards out.

Laminate the cards.



How to Play:

Lay all of the cards upside-down on the table and mix them up.


Players will flip pairs of cards. They will try to match the color item card to the card with the same color's name.

example: The "bat" card matches the card with the color name "black".

Player 1 flips two cards. If the cards match, he or she gets to keep both cards. If the cards do not match, then the cards are flipped back upside-down.

Then player 2 gets a turn to try to flip matching cards. Players alternate until all cards have been removed from the game.

When the game is over, the player with the most cards is the winner.



bat

black




PREVIEW

Please log in or register to download the printable version of this worksheet.




jeans




monkey

brown



elephant

gray




turtle




~ PREVIEW ~

Please log in or register to download the printable version of this worksheet.

orange



pumpkin



flamingo

pink




grapes



PREVIEW

Please log in or register to download the printable version of this worksheet.

e



apple

red

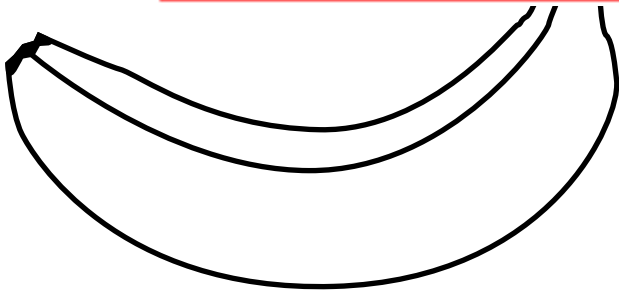


white



PREVIEW

Please log in or register to download the printable version of this worksheet.



banana

yellow