


# Counting Memory

This game is played like the memory match card game that many children are familiar with. It is designed to reinforce their understanding of counting up to 12.





## Materials:

Counting picture cards and number cards (pages 2-4)

## Set up:

Copy the cards on card stock so students cannot see through the paper.



example: The  card matches the  card.

Player 1 flips two cards. If the cards match, he or she gets to keep both cards. If the cards do not match, then the cards are flipped back upside-down.

Then player 2 gets a turn to try to flip matching cards. Players alternate until all cards have been removed from the game.

When the game is over, the player with the most cards is the winner.

1

one

2

two

3

three



**Preview**

Please log in to download  
the printable version of this worksheet.

7


seven

8

eight


9

nine



# Preview

Please log in to download the printable version of this worksheet.



# 10

ten

# 11

eleven

# 12

twelve



## Preview

Please log in to download  
the printable version of this worksheet.

