



Name: \_\_\_\_\_

# Math Buzz

Start at 6. Count by tens.

6, 16, 26, \_\_\_\_\_, \_\_\_\_\_, \_\_\_\_\_, \_\_\_\_\_,  
 \_\_\_\_\_, \_\_\_\_\_, \_\_\_\_\_, \_\_\_\_\_, \_\_\_\_\_

Fill in the missing number.

whole

Circle the shape that has equal parts.




# Preview

Please log in to download the printable version of this worksheet.


Add.

$$\begin{array}{r} 15 \\ + 4 \\ \hline \end{array}$$

$$9 + 7 = \underline{\quad}$$



Name: \_\_\_\_\_



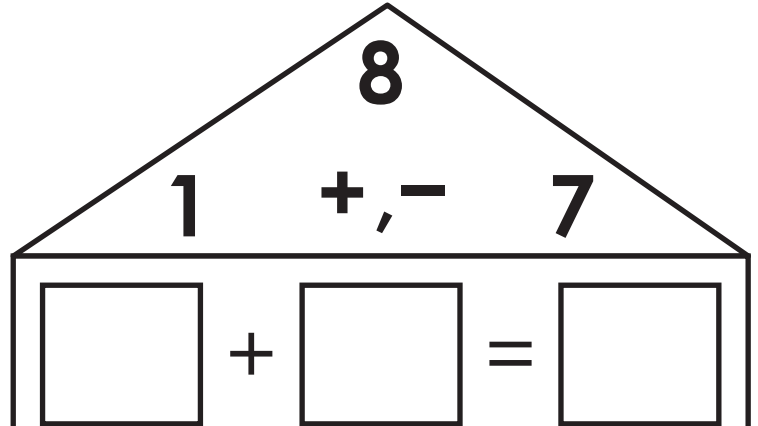
# Math Buzz

Fill in the missing numbers.

1 less		1 more
	24	

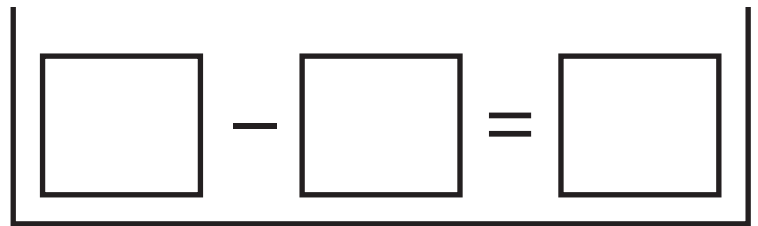
1 less		1 more
	49	

Write the fact family for the numbers in the house.




# Preview

Please log in to download the printable version of this worksheet.



Color the **cube**.



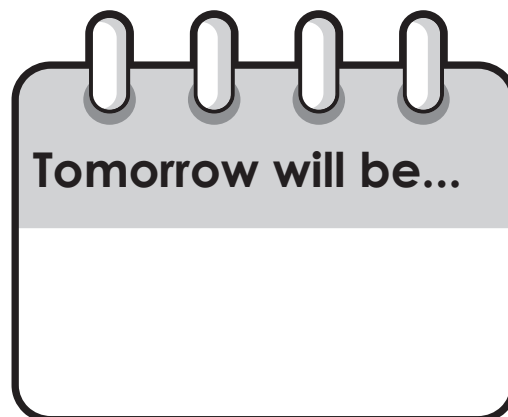
Name: \_\_\_\_\_



# Math Buzz

Fill in the days.

Sunday
Monday
Tuesday
Wednesday
Thursday
Friday
Saturday





# Preview

Please log in to download the printable version of this worksheet.

$$4 + 6 \quad \neq \quad 10$$

Circle the shape that is **open**.



Name: \_\_\_\_\_



## Math Buzz

Compare the numbers using words.

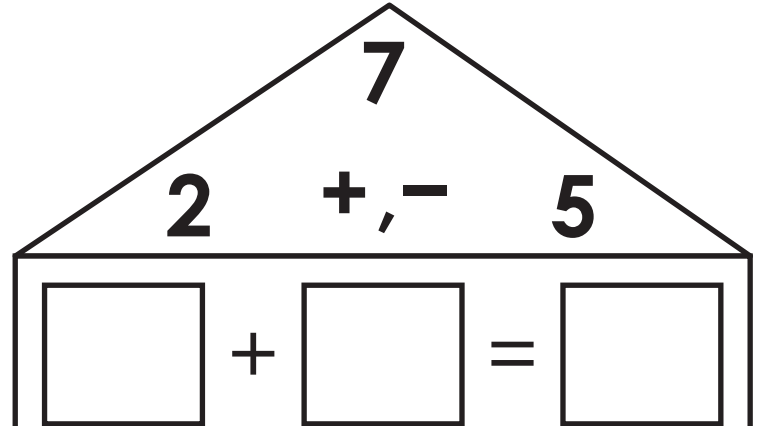
16 \_\_\_\_\_ 19

is less than

is greater than

Compare the numbers

Write the fact family for the numbers in the house.

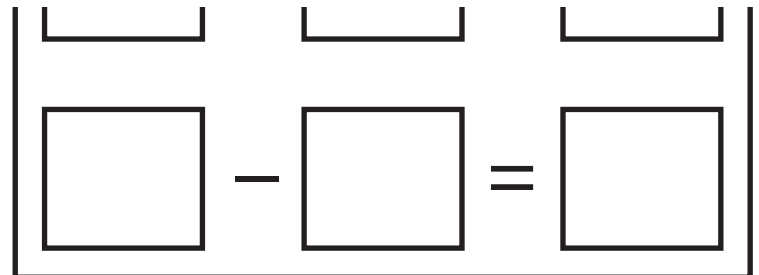


and ones.


## Preview

Please log in to download the printable version of this worksheet.

<b>Tens</b>	<b>Ones</b>



Color the **sphere**.




Name: \_\_\_\_\_



# Math Buzz

Add.



$$\square + \square + \square = \square$$

Color the circle to show whether the

Circle the shape that

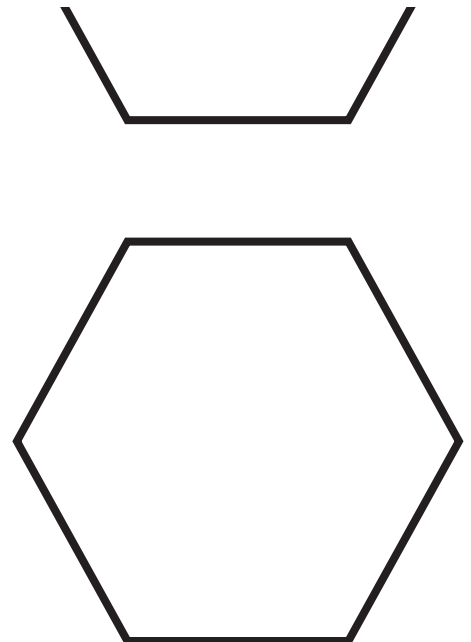


# Preview

Please log in to download  
the printable version of this worksheet.

Write how many tens and ones.

<b>Tens</b>	<b>Ones</b>





Start at 6. Count by tens.

6, 16, 26, 36, 46, 56, 66,  
76, 86, 96, 106, 116

Fill in the missing number.

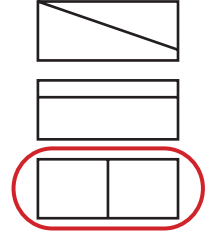
whole	
12	
part	part
6	6

Add.

$$\begin{array}{r} 15 \\ + 4 \\ \hline 19 \end{array}$$

$$9 + 7 = \underline{16}$$

Circle the shape that has equal parts.



Fill in the missing numbers.

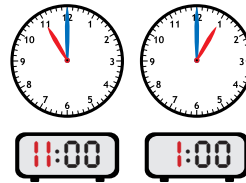
1 less		1 more
23	24	25

1 less		1 more
48	49	50

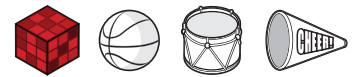
Write the fact family for the numbers in the house.

8		
1	+	7
= 8		
7	+	1
= 8		
8	-	1
= 7		

Fill in the times shown on the clock.



Color the cube.



Answers may vary.

# Preview

Please log in to download the printable version of this worksheet.

Compare the numbers using words.

16 is less than 19

is less than

is greater than

Compare the numbers using < or >.

16 < 19

Write the fact family for the numbers in the house.

7		
2	+	5
= 7		
5	+	2
= 7		
7	-	2
= 5		
7	-	5
= 2		

Write how many tens and ones.

Tens	Ones
2	5

Color the sphere.



Add.

$$\begin{array}{c} \boxed{4} + \boxed{1} + \boxed{3} = \boxed{8} \end{array}$$

Color the circle to show whether the two sides are equal or not equal.

$$6 - 3 \neq 2$$

Write how many tens and ones.

Tens	Ones
3	7

Circle the shape that is closed.

