


1. Decimals

Hundredths and Tenths

Write the decimal and fraction of the shaded part.



2. Decimals

Hundredths and Tenths

Write the number below as a mixed number and decimal.

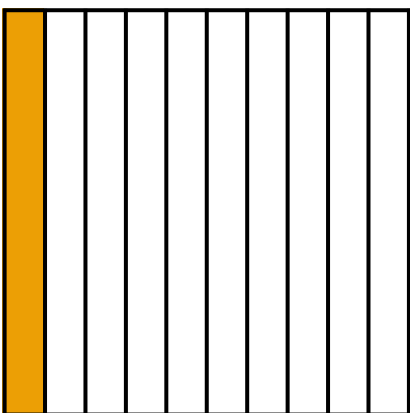
three and eight tenths



Preview

Please log in to download the printable version of this worksheet.

Write the decimal and fraction of the shaded part.



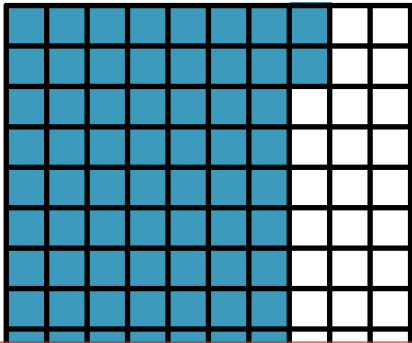
Write the number below as a decimal.

$7\frac{4}{10}$

5. Decimals

Hundredths and Tenths

Write the decimal and fraction of the shaded part.



6. Decimals

Hundredths and Tenths

Write the number below as a mixed number and decimal.

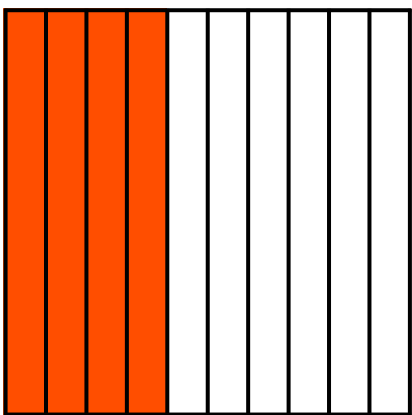
nine and two hundredths



Preview

Please log in to download the printable version of this worksheet.

Write the decimal and fraction of the shaded part.



Write the number below as a decimal.

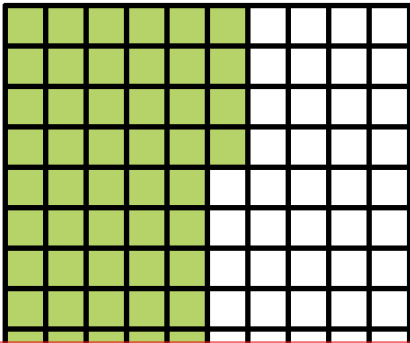
$4\frac{7}{100}$

9.

Decimals

Hundredths and Tenths

Write the decimal and fraction of the shaded part.



10.

Decimals

Hundredths and Tenths

Write the number below as a mixed number and decimal.

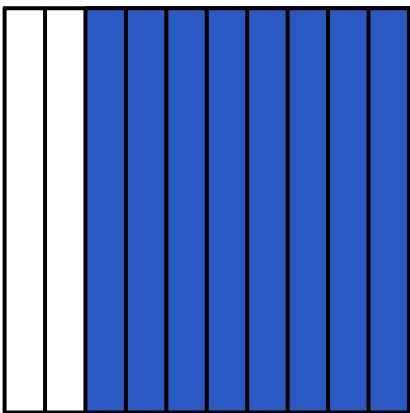
eight and five tenths



Preview

Please log in to download the printable version of this worksheet.

Write the decimal and fraction of the shaded part.




Write the number below as a decimal.

$3 \frac{2}{10}$

13. Decimals

Hundredths and Tenths

Write the decimal and fraction of the shaded part.



14. Decimals

Hundredths and Tenths

Write the number below as a mixed number and decimal.


seven and seven hundredths



Preview

Please log in to download the printable version of this worksheet.

Write the decimal and fraction of the shaded part.




Write the number below as a decimal.

$$6 \frac{9}{10}$$

17. Decimals
Hundredths and Tenths

Write the decimal and fraction of the shaded part.



18. Decimals
Hundredths and Tenths

Write the number below as a mixed number and decimal.

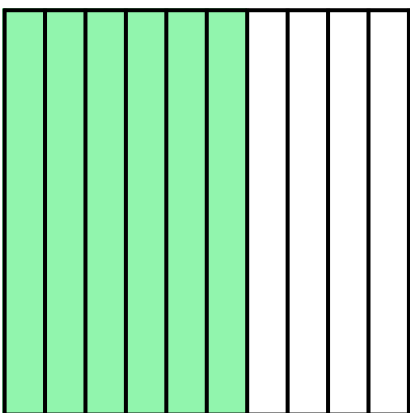
one and five tenths



Preview

Please log in to download the printable version of this worksheet.

Write the decimal and fraction of the shaded part.




Write the number below as a decimal.

9 $\frac{1}{100}$

21. Decimals

Hundredths and Tenths

Write the decimal and fraction of the shaded part.



22. Decimals

Hundredths and Tenths

Write the number below as a mixed number and decimal.

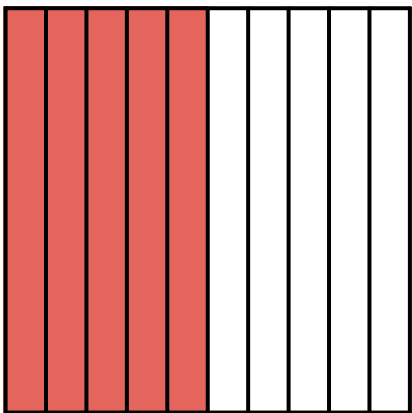
six and four tenths



Preview

Please log in to download the printable version of this worksheet.

Write the decimal and fraction of the shaded part.



Write the number below as a decimal.


2 $\frac{8}{100}$

25.

Decimals

Hundredths and Tenths

Write the decimal and fraction of the shaded part.



26.

Decimals

Hundredths and Tenths

Write the number below as a mixed number and decimal.


eight and nine hundredths



Preview

Please log in to download the printable version of this worksheet.

Write the decimal and fraction of the shaded part.

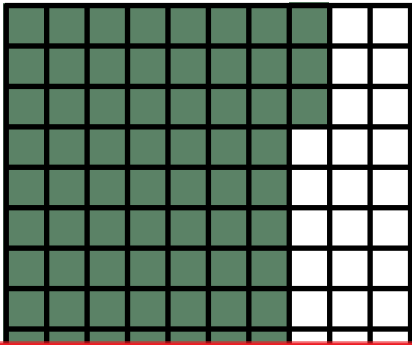


Write the number below as a decimal.

$1 \frac{2}{10}$

29. Decimals
Hundredths and Tenths

Write the decimal and fraction of the shaded part.



30. Decimals
Hundredths and Tenths

Write the number below as a mixed number and decimal.

**one and nine
hundredths**



Preview

Please log in to download
the printable version of this worksheet.

Name: _____

Decimals: Hundredths and Tenths

1.	2.	3.	4.	5.
----	----	----	----	----



Preview
Please log in to download the printable version of this worksheet.

--	--	--	--	--

11.	12.	13.	14.	15.
-----	-----	-----	-----	-----

Name: _____

Decimals: Hundredths and Tenths

16.

17.

18.

19.

20.



Preview

Please log in to download
the printable version of this worksheet.

26.

27.

28.

29.

30.

ANSWER KEY

Decimals: Hundredths and Tenths

1. 0.36 $\frac{36}{100}$	2. 3.8 $3\frac{8}{10}$	3. 0.1 $\frac{1}{10}$	4. 7.4	5. 0.72 $\frac{72}{100}$
6.				
11.				
16.				
21.				
$\frac{100}{100}$	$6\frac{6}{10}$	$\frac{10}{10}$		$\frac{100}{100}$
26. 8.09 $8\frac{9}{100}$	27. 0.7 $\frac{7}{10}$	28. 1.2	29. 0.73 $\frac{73}{100}$	30. 1.09 $1\frac{9}{100}$

Decimals: Hundredths and Tenths

This file contains 30 decimal cards.

There are countless ways to use task cards in your classroom.
Here are a few ideas:

1. Math Learning Center

Place all of the cards on a table in the classroom. Small groups of 3 to 5 students can visit the table and answer the questions on the task cards. They can complete them in any order they'd like. You can have them do as many, or as few, problems as you choose.

2. Dry-Erase

Laminate the cards. Then invite students to write on the cards with a dry-erase marker as they solve.



a student's chair, hanging from the classroom bookshelf, students must search for the cards and answer the questions.

5. Morning Challenge

Place all of the task cards in a basket. When students enter the classroom in the morning, they choose one card from the basket to solve.

6. Interactive White Board Lessons

If you have a document camera attached to an interactive white board, you can display task cards for students to solve.

7. Extra Help

Have a parent, friend, or volunteer sit with individual students who need extra help. They can practice by answering the questions on the task cards together.