

Name: _____


Apple Fractions

Color the apples below.

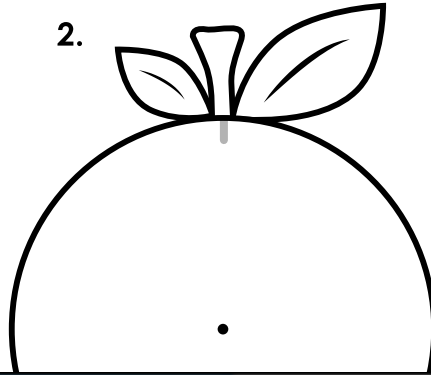
Divide each apple into fractional parts to match the given fraction.

For example, if the fractional word is "**Thirds**", divide the apple into three equal parts.

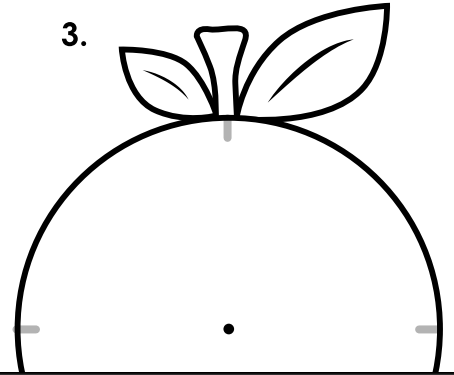
1.



2.




3.




Preview
Please log in to download
the printable version of this worksheet.

4.




fifths

5.



sixths

6.



eighths

ANSWER KEY

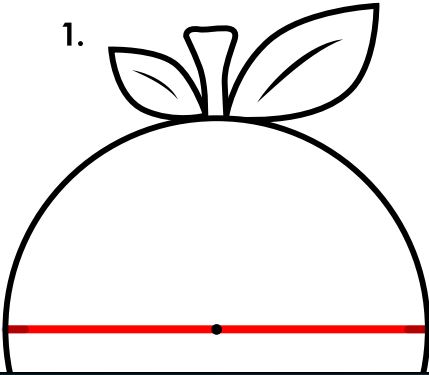
Apple Fractions

Color the apples below.

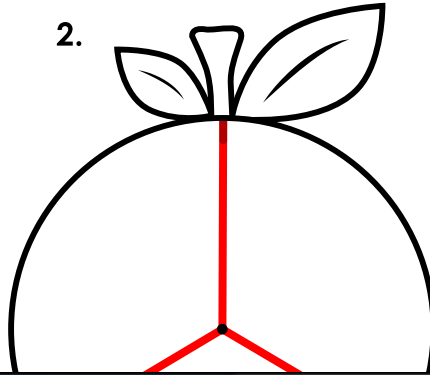
Divide each apple into fractional parts to match the given fraction.

For example, if the fractional word is "**Thirds**", divide the apple into three equal parts.

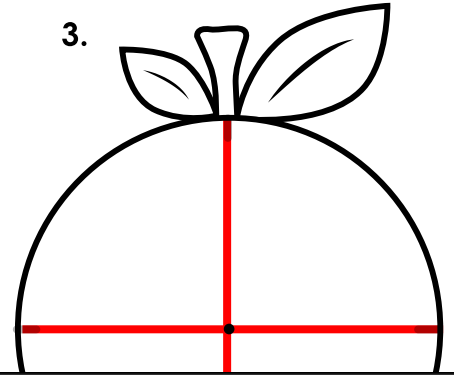
1.



2.




3.




Preview
Please log in to download
the printable version of this worksheet.

4.




fifths

5.



sixths

6.



eighths