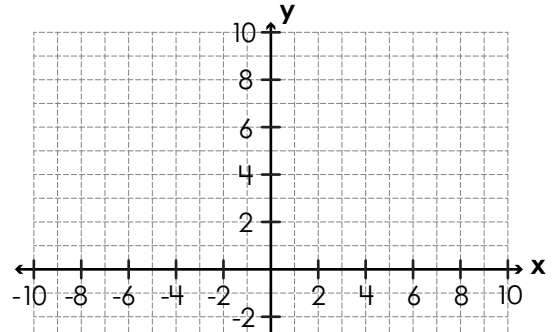


Name: \_\_\_\_\_

# Coordinate Grid Perimeter & Area: Composite Polygons

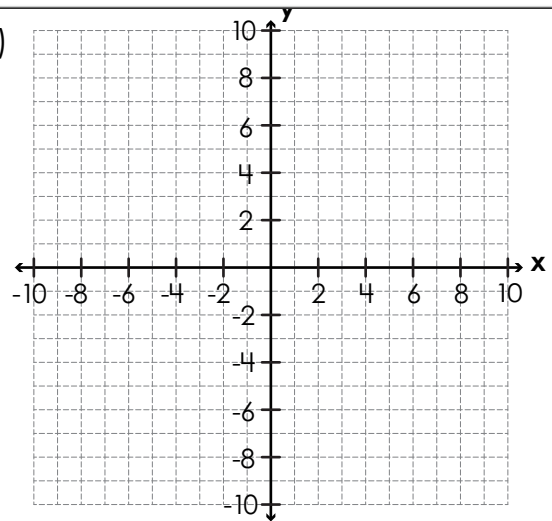
Plot, label, and connect the vertices to make a figure. Then tell the figure's perimeter and area in units.

1.  $A(1, 8), B(9, 8), C(9, 1), D(5, 1), E(5, 5), F(1, 5)$



**Preview**  
Please log in to download  
the printable version of this worksheet.

2.  $H(-7, -2), I(-2, -2), J(-2, -5), K(9, -5), L(9, -9), M(-7, -9)$

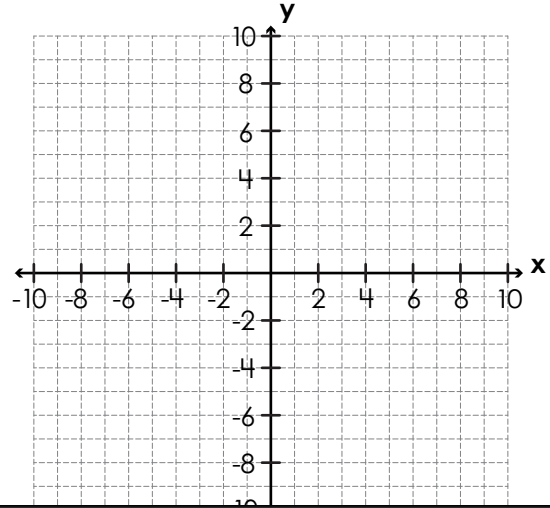


perimeter = \_\_\_\_\_ units    area = \_\_\_\_\_ units<sup>2</sup>

Name: \_\_\_\_\_

# Coordinate Grid Perimeter & Area: Composite Polygons

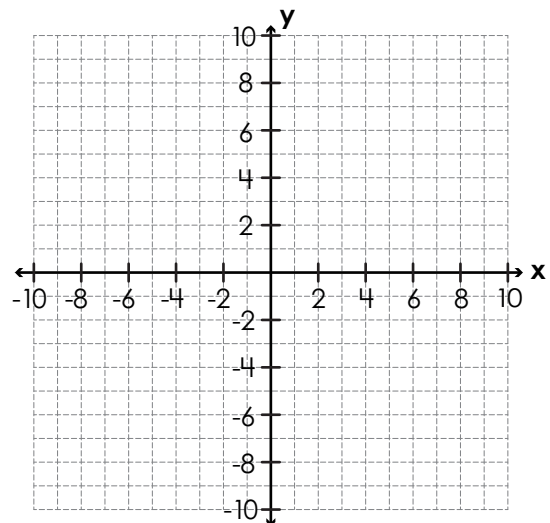
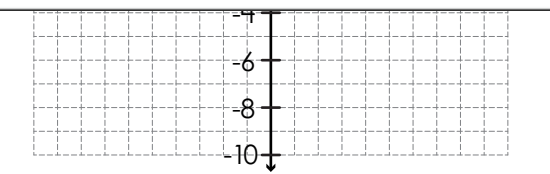
3.  $L(4, 8), M(9, 8), N(9, -5), O(1, -5), P(1, 2), Q(4, 2)$



**Preview**  
Please log in to download  
the printable version of this worksheet.

perimeter = \_\_\_\_\_ units    area = \_\_\_\_\_ units<sup>2</sup>

5.  $E(-2, 9), F(3, 9), G(3, 5), H(6, 5), I(6, -2),$   
 $J(-4, -2), K(-4, 5), L(-2, 5)$



perimeter = \_\_\_\_\_ units    area = \_\_\_\_\_ units<sup>2</sup>

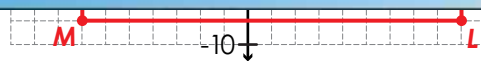
# ANSWER KEY

## Coordinate Grid Perimeter & Area: Composite Polygons

Plot, label, and connect the vertices to make a figure. Then tell the figure's perimeter and area in units.

**Preview**

Please log in to download  
the printable version of this worksheet.

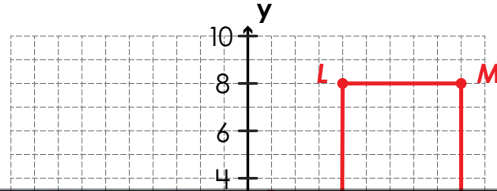


perimeter = 46 units area = 79 units<sup>2</sup>

# ANSWER KEY

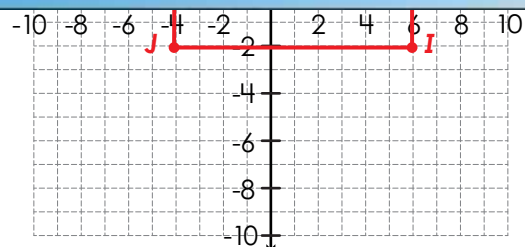
## Coordinate Grid Perimeter & Area: Composite Polygons

3.  $L(4, 8)$ ,  $M(9, 8)$ ,  $N(9, -5)$ ,  $O(1, -5)$ ,  $P(1, 2)$ ,  $Q(4, 2)$



# Preview

Please log in to download  
the printable version of this worksheet.



perimeter = 42 units    area = 90 units<sup>2</sup>