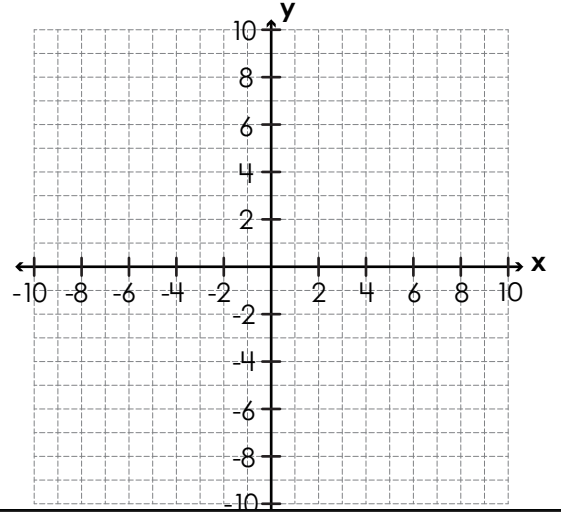


Name: \_\_\_\_\_

# Coordinate Grid Perimeter: Composite Polygons

Plot, label, and connect the vertices to make a figure. Then tell the figure's perimeter in units.

1.  $A(-10, -2)$ ,  $B(-2, -2)$ ,  $C(-2, -7)$ ,  $D(-5, -7)$ ,  
 $E(-5, -10)$ ,  $F(-10, -10)$



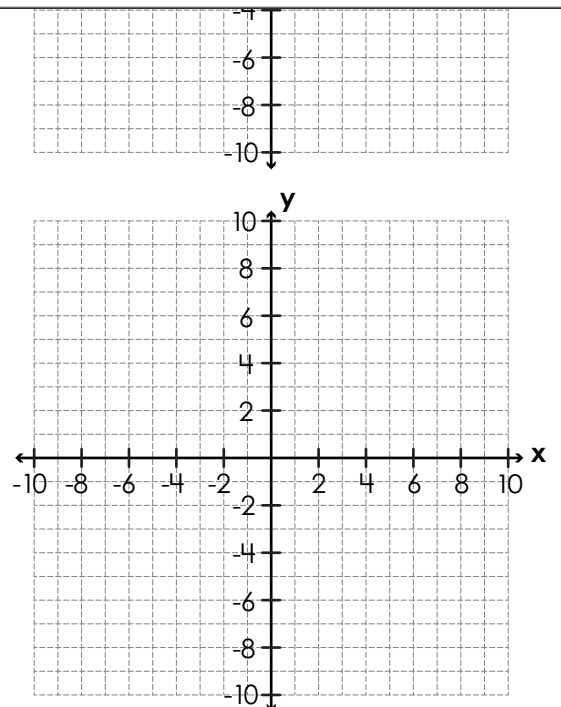
perimeter = \_\_\_\_\_ units



**Preview**  
Please log in to download  
the printable version of this worksheet.

perimeter = \_\_\_\_\_ units

3.  $P(-6, 9)$ ,  $Q(-2, 9)$ ,  $R(-2, -3)$ ,  $S(-10, -3)$ ,  $T(-10, 2)$ ,  $U(-6, 2)$

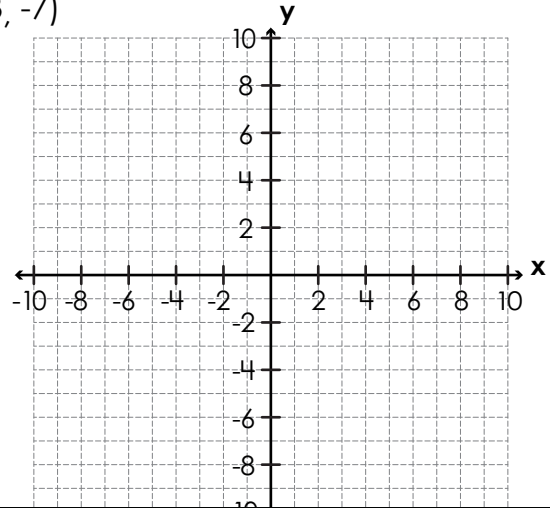


perimeter = \_\_\_\_\_ units

Name: \_\_\_\_\_

# Coordinate Grid Perimeter: Composite Polygons

4.  $L(-3, -3), M(5, -3), N(5, -10), O(2, -10), P(2, -7), Q(-3, -7)$



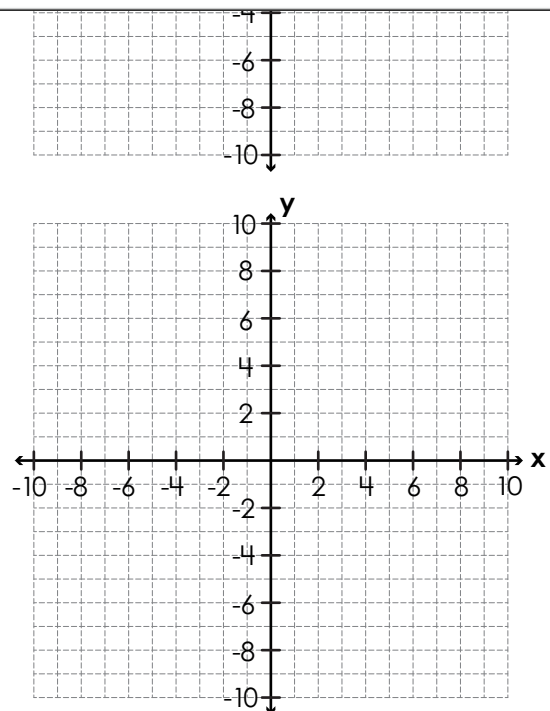
perimeter = \_\_\_\_\_ units



**Preview**  
Please log in to download  
the printable version of this worksheet.

perimeter = \_\_\_\_\_ units

★  $E(-2, 6), F(5, 6), G(5, 3), H(2, 3), I(2, -6),$   
 $J(-5, -6), K(-5, -2), L(-2, -2)$



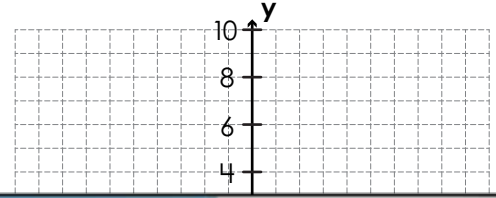
perimeter = \_\_\_\_\_ units

# ANSWER KEY

## Coordinate Grid Perimeter: Composite Polygons

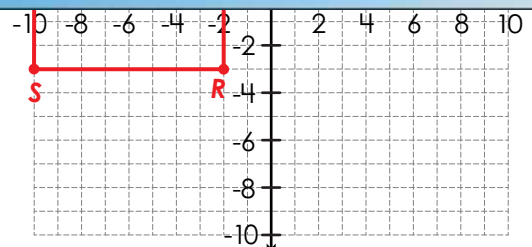
Plot, label, and connect the vertices to make a figure. Then tell the figure's perimeter in units.

1.  $A(-10, -2)$ ,  $B(-2, -2)$ ,  $C(-2, -7)$ ,  $D(-5, -7)$ ,  
 $E(-5, -10)$ ,  $F(-10, -10)$



# Preview

Please log in to download  
the printable version of this worksheet.

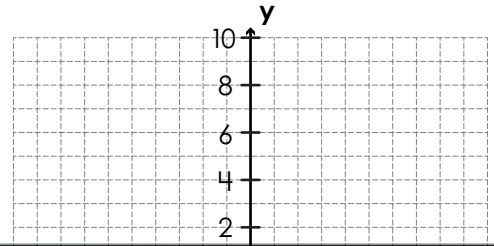


perimeter = 40 units

# ANSWER KEY

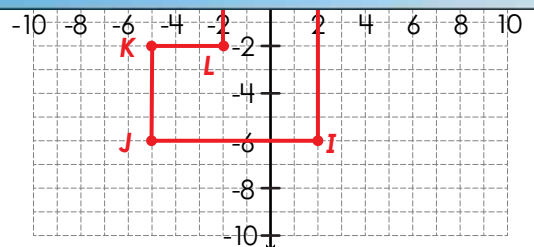
## Coordinate Grid Perimeter: Composite Polygons

4.  $L(-3, -3)$ ,  $M(5, -3)$ ,  $N(5, -10)$ ,  $O(2, -10)$ ,  $P(2, -7)$ ,  $Q(-3, -7)$



# Preview

Please log in to download the printable version of this worksheet.



perimeter = 44 units