

Name: _____

Points, Line Segments, Lines, and Rays

Point

A

A **point** is pictured by a dot. It is named with a capital letter. This is point A .

Line Segment

B C

A **line segment** is a straight path between 2 points. This is line segment BC or CB . It is written \overline{BC} or \overline{CB} .

Line

D E

A **line** is a straight path that goes on forever in **both** directions. This is line DE or ED . It is written \overleftrightarrow{DE} or \overleftrightarrow{ED} .

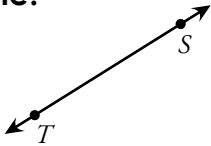
Ray

F G

A **ray** is a straight path that goes on forever in **one** direction. This is ray FG . It is written \overrightarrow{FG} .

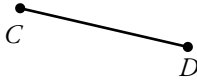
Write if each is a **point**, **line segment**, **line**, or **ray** and its name.

Example:



Line TS or ST \overleftrightarrow{TS} or \overleftrightarrow{ST}

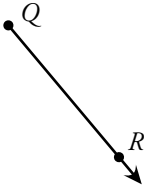
1.



2.




3.



4.

L

5.



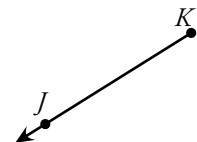
6.



7.



8.



ANSWER KEY


Points, Line Segments, Lines, and Rays

Point




A **point** is pictured by a dot. It is named with a capital letter. This is point **A**.

Line Segment




A **line segment** is a straight path between 2 points. This is line segment **BC** or **CB**. It is written \overline{BC} or \overline{CB} .

Line



A **line** is a straight path that goes on forever in **both** directions. This is line **DE** or **ED**. It is written \overleftrightarrow{DE} or \overleftrightarrow{ED} .

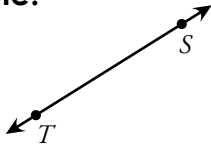
Ray



A **ray** is a straight path that goes on forever in **one** direction. This is ray **FG**. It is written \overrightarrow{FG} .

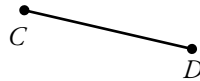
Write if each is a **point**, **line segment**, **line**, or **ray** and its name.

Example:



Line TS or ST \overleftrightarrow{TS} or \overleftrightarrow{ST}

1.



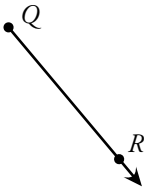
Line Segment CD or DC
 \overline{CD} or \overline{DC}

2.



Ray XY \overrightarrow{XY}

3.




Ray QR \overrightarrow{QR}

4.



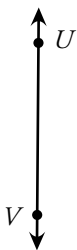
Point L

5.



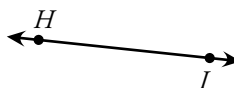
Line Segment NO or ON
 \overline{NO} or \overline{ON}

6.



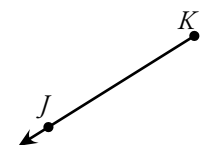
Line UV or VU \overleftrightarrow{UV} or \overleftrightarrow{VU}

7.



Line HI or IH \overleftrightarrow{HI} or \overleftrightarrow{IH}

8.



Ray KJ \overrightarrow{KJ}