


Name: \_\_\_\_\_

Notes: 3 Types of Angles

# Types of Angles

angle – two \_\_\_\_\_ that meet at a single \_\_\_\_\_.

Draw some angles.



# Preview

Please log in to download  
the printable version of this worksheet.

Look around the room. Where do you see right angles?

---

---

# Types of Angles

acute angle – an angle that is \_\_\_\_\_ than a 90 degree angle.

An acute angle looks like a book that is more \_\_\_\_\_ than \_\_\_\_\_ .

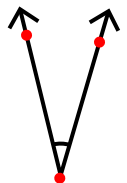
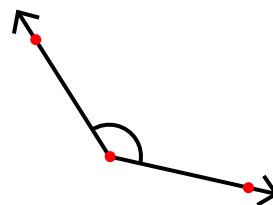
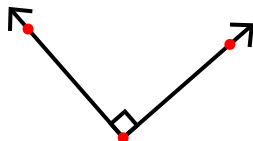
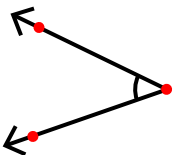
Draw some acute angles.



# Preview

Please log in to download  
the printable version of this worksheet.

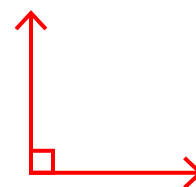

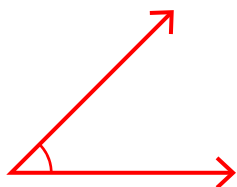
Tell whether each angle below is acute, obtuse, or right.



## Types of Angles

angle – two **rays** that meet at a single **endpoint**.

Draw some angles.



right

A right

# Preview

Please log in to download  
the printable version of this worksheet.



Look

**Answers will vary. Possible answers may include corner of a bulletin board,**

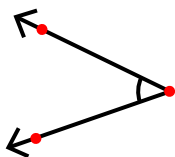
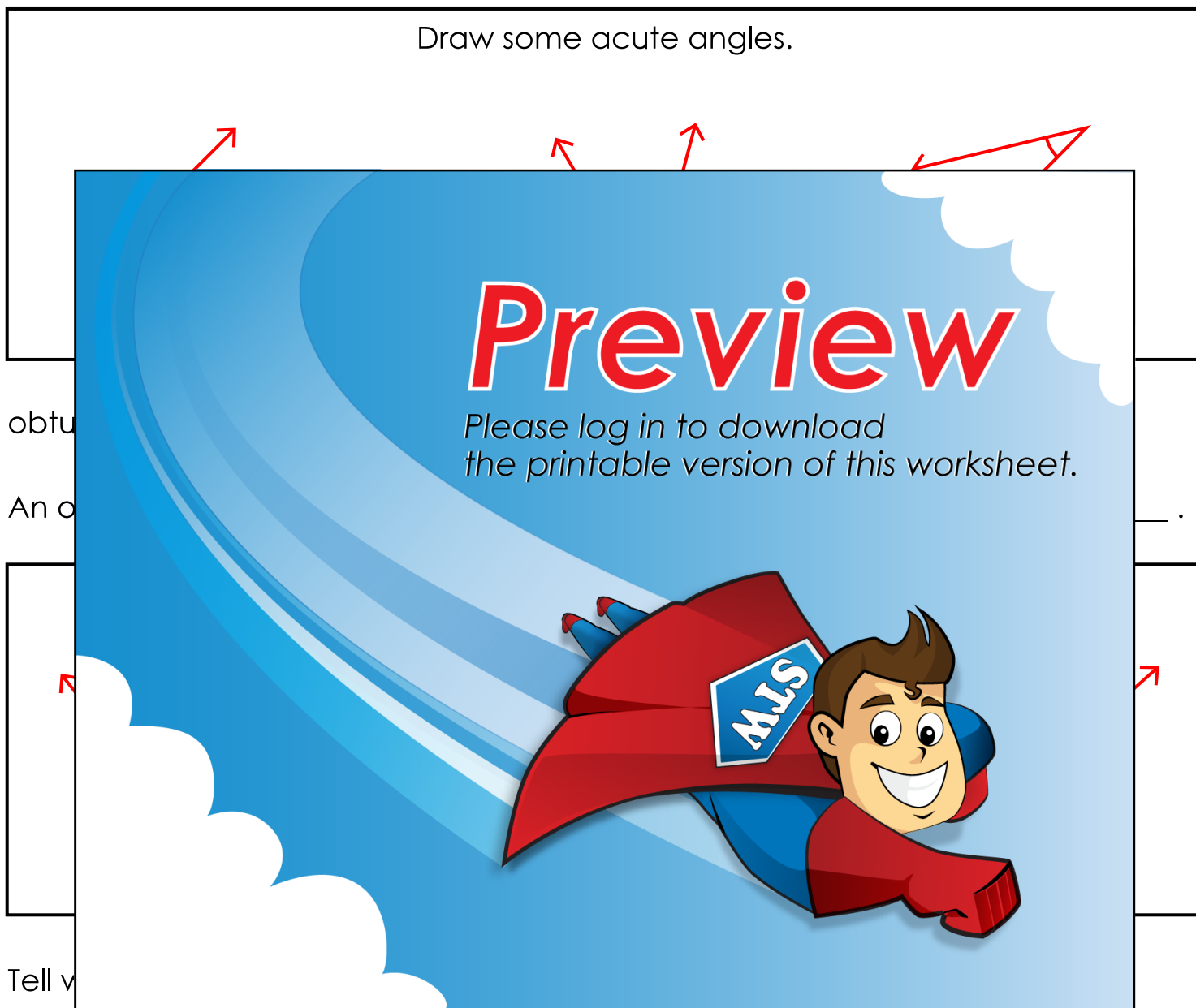
**corner of a window, or corner where two walls meet.**

## Types of Angles

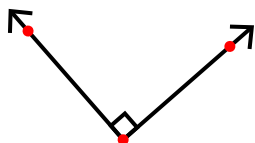
acute angle – an angle that is **less** than a 90 degree angle.

An acute angle looks like a book that is more **closed** than **open**.

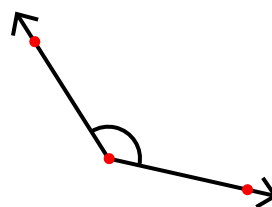
Draw some acute angles.



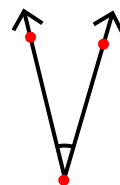
acute



right



obtuse



acute