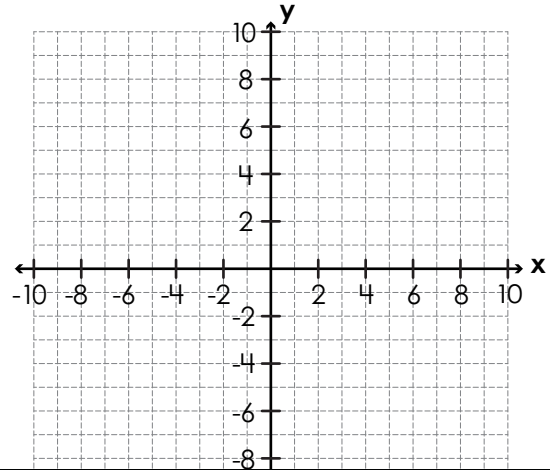


Name: _____

Coordinate Grid Area: Triangles

Plot, label, and connect the vertices to make a triangle. Using absolute value, find the lengths of the sides that make a right angle (the legs). Then find the triangle's area.

1. $A(-5, 6), B(4, 6), C(-5, -6)$



area = _____ units²

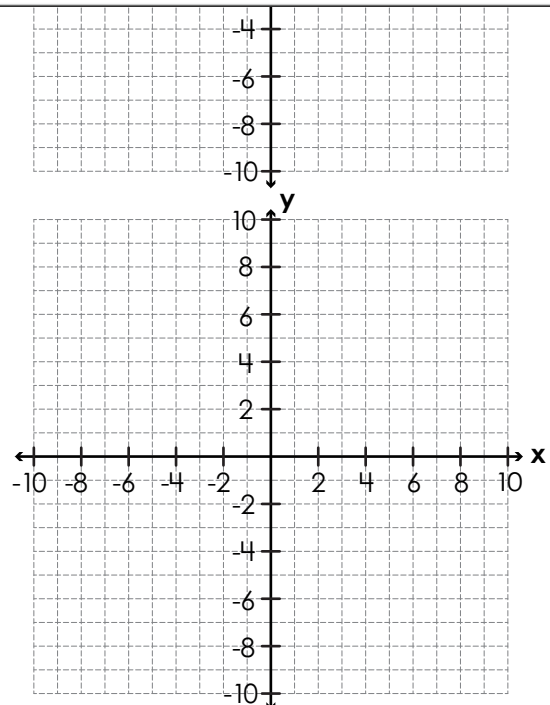


Preview

Please log in to download the printable version of this worksheet.

area = _____ units²

3. $X(8, 4), Y(1, -6), Z(8, -6)$

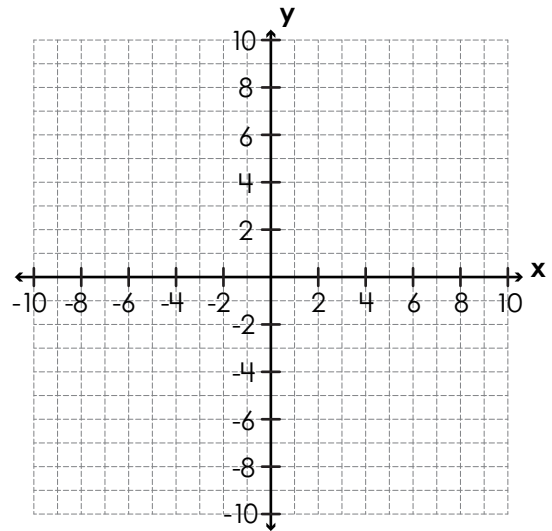


area = _____ units²

Name: _____

Coordinate Grid Area: Triangles

4. $R(3, -1), S(-9, -8), T(3, -8)$

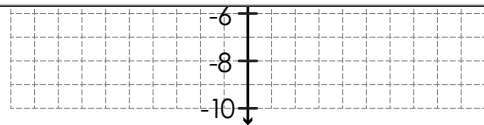


area = _____ units²

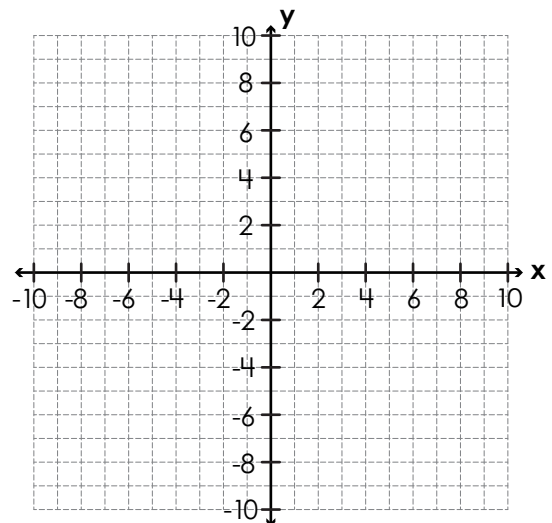


Preview
Please log in to download
the printable version of this worksheet.

area = _____ units²



★ $H(7, 3), I(-3, -5), J(9, -5)$



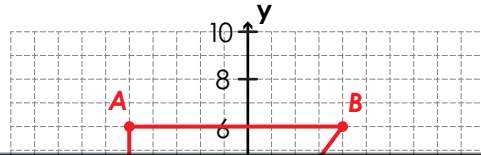
area = _____ units²

ANSWER KEY

Coordinate Grid Area: Triangles

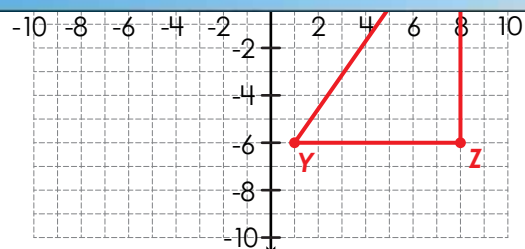
Plot, label, and connect the vertices to make a triangle. Using absolute value, find the lengths of the sides that make a right angle (the legs). Then find the triangle's area.

1. $A(-5, 6)$, $B(4, 6)$, $C(-5, -6)$



Preview

Please log in to download the printable version of this worksheet.

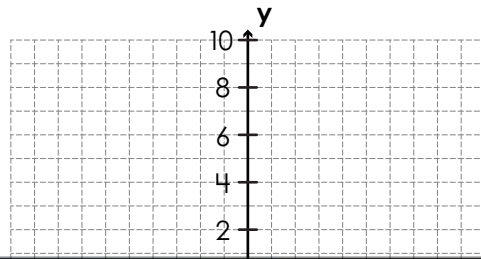


area = **35** units²

ANSWER KEY

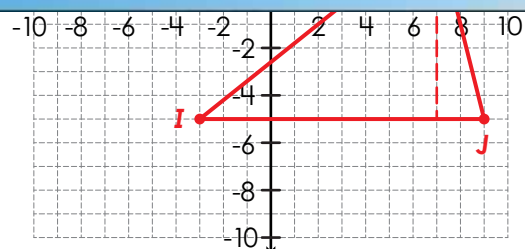
Coordinate Grid Area: Triangles

4. $R(3, -1), S(-9, -8), T(3, -8)$



Preview

Please log in to download the printable version of this worksheet.



area = 48 units²