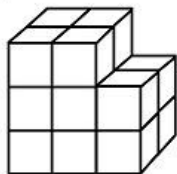


Name: _____

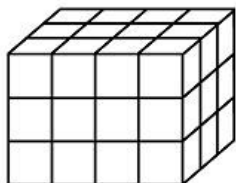
Volume Cubes

Count the cubes and write the volume of each shape.
The first one has been done for you as an example.

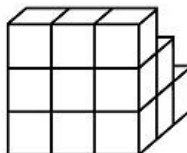
a.



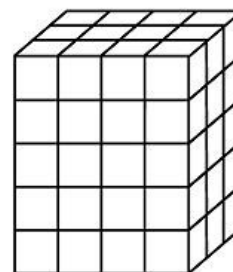
b.



c.

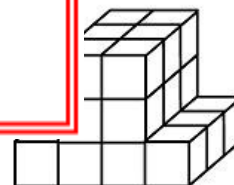
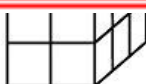
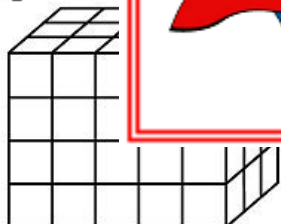


d.

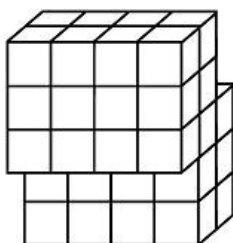


16 cubic units

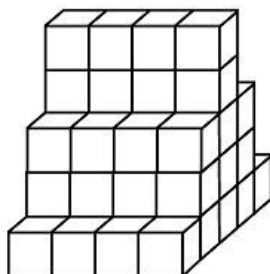
e.



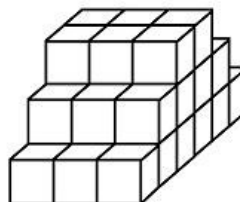
i.



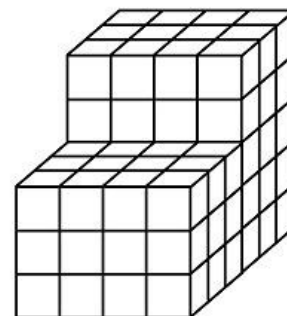
j.



k.



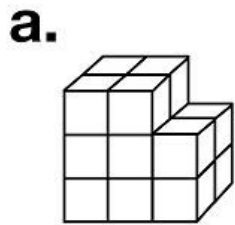
l.



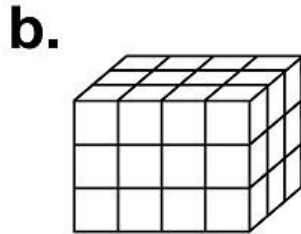
Name: _____

Volume Cubes - ANSWER KEY

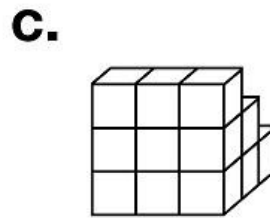
Count the cubes and write the volume of each shape.
The first one has been done for you as an example.



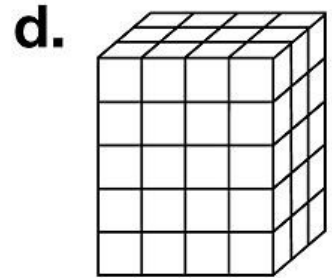
16 cubic units



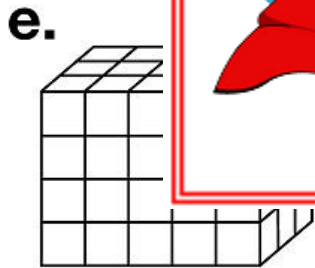
36 cubic units



18 cubic units



60 cubic units

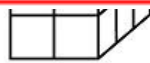


60 cubic units



PREVIEW

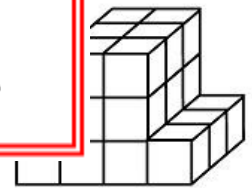
Please log in or register to download
the printable version of this worksheet.



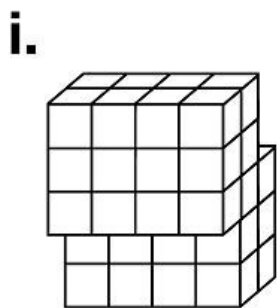
30 cubic units



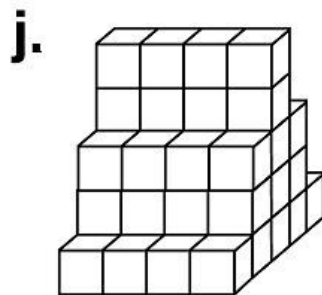
30 cubic units



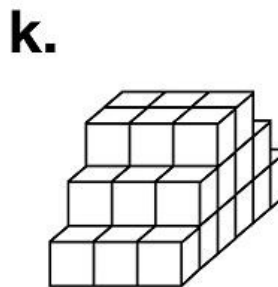
24 cubic units




44 cubic units



52 cubic units



36 cubic units



96 cubic units