

Grammar Garden Activity

Objective: This activity will give students the opportunity to use parts of speech in a creative context.


Materials: Parts of Speech Table and Grammar Garden picture, included.

Directions: Provide a copy of the Parts of Speech Table and Grammar Garden picture to each student. Decide how many words in each part of speech category students will need to fill in on their table. (We recommend three words for each part of speech.) Students will label their Grammar Garden picture with words of their own choosing from each category. The students will then write the words they chose under the correct category on their table.

example: *The student must choose three nouns that he sees in the Grammar*



Preview
Please log in to download
the printable version of this worksheet.



Note: Students can choose whichever words they would like, as long as the part of speech is being used correctly and sorted into the right category on the table. The teacher will assess the student's Part of Speech Table accordingly.

Name: _____

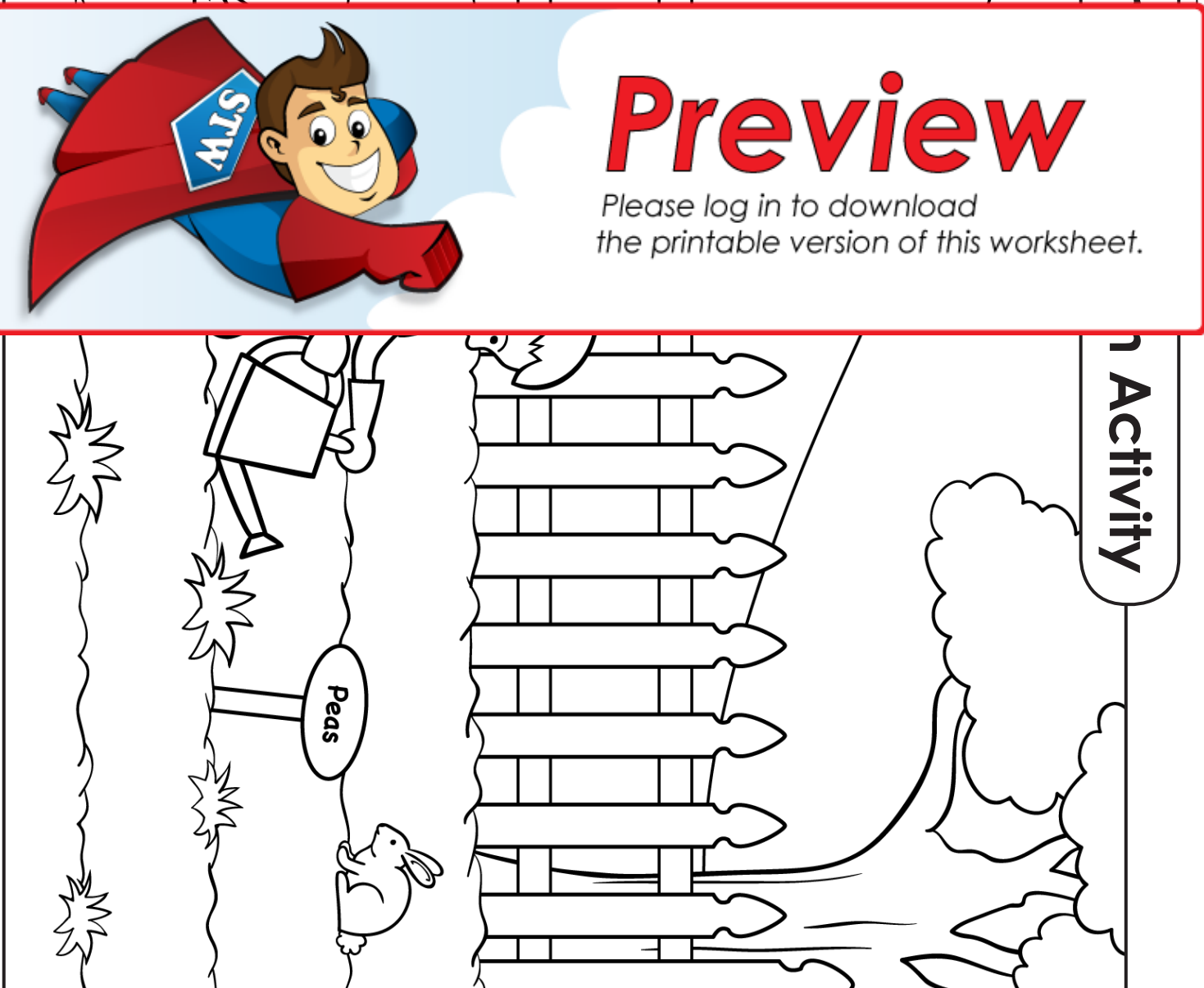
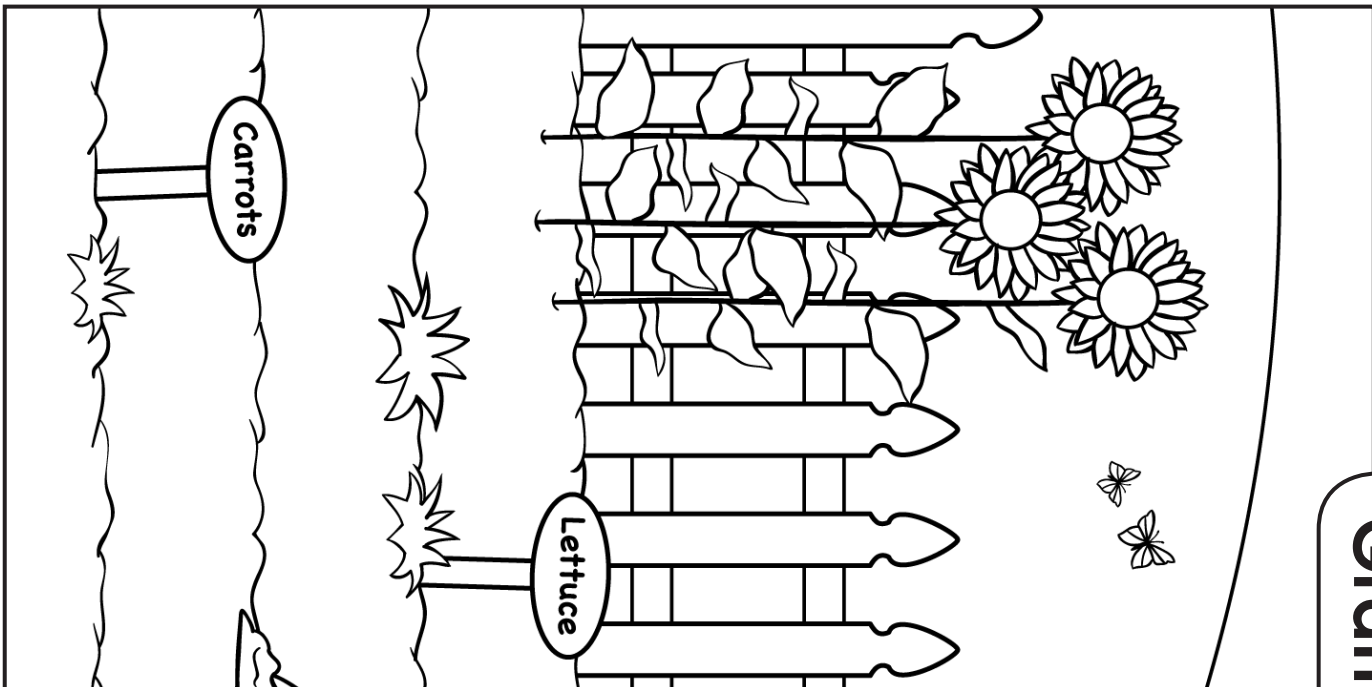
Grammar

Preview

Please log in to download the printable version of this worksheet.



Activity



Name: _____

Gram

Pe

Nouns

Adjectives

n Activity

Table

Verbs

Pronouns



Preview

Please log in to download the printable version of this worksheet.