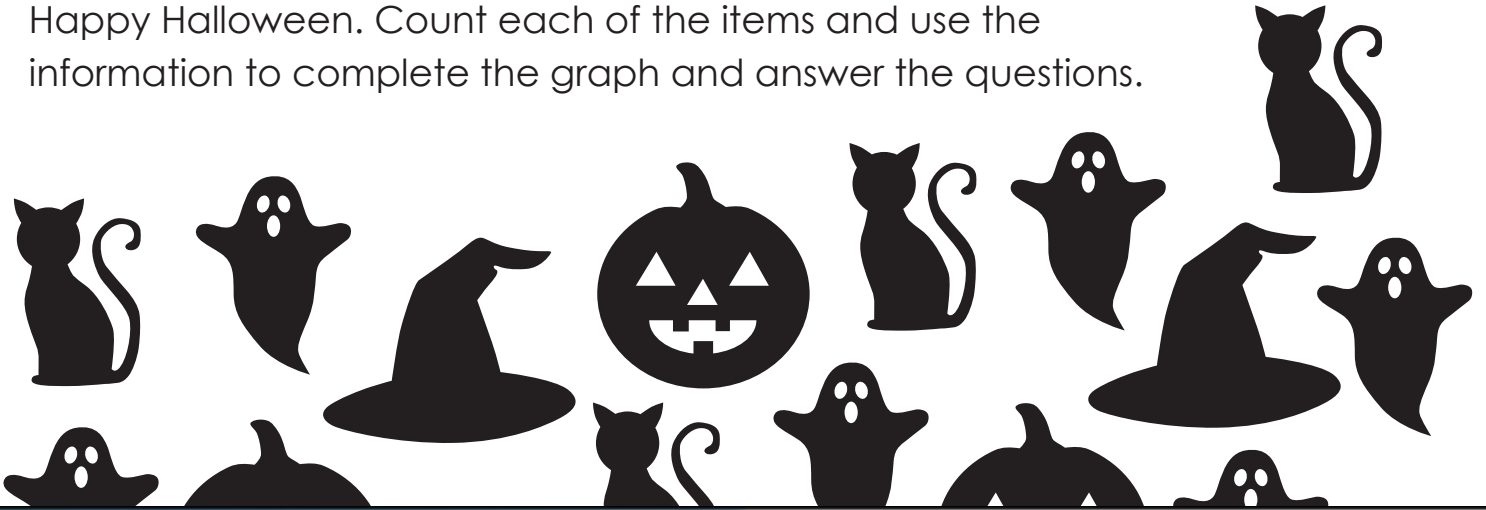


Name: _____

Halloween Bar Graph

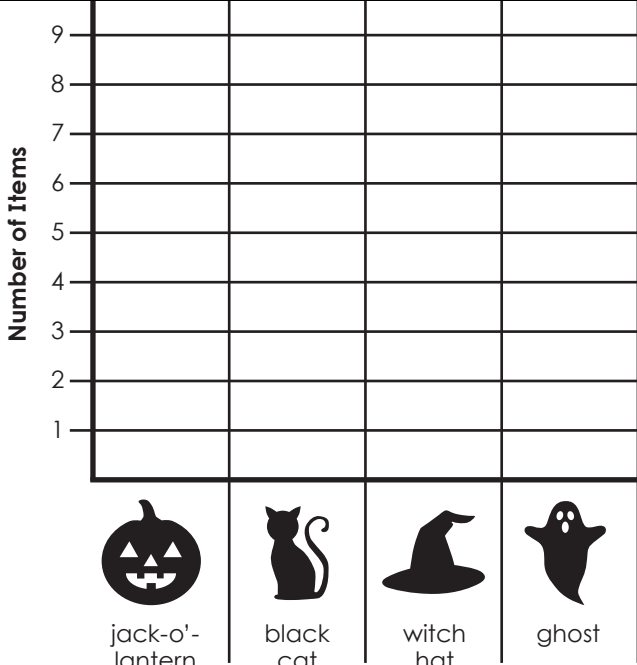
Happy Halloween. Count each of the items and use the information to complete the graph and answer the questions.





Preview

Please log in to download the printable version of this worksheet.



1. Which item appears the most?


2. Which item appears the least?

3. How many more ghosts are needed to have 10 ghosts? _____
4. How many more black cats are there than witch hats? _____
5. What is the total number of jack-o'-lanterns and black cats? _____

ANSWER KEY

Halloween Bar Graph

Happy Halloween. Count each of the items and use the information to complete the graph and answer the questions.



Preview

Please log in to download the printable version of this worksheet.



jack-o-lantern | black cat | witch hat | ghost | Jack-o'-lanterns and black cats? _____