

Spring is on the way!




Preview
Please log in to download
the printable version of this worksheet.

©

©


A cartoon superhero with a red cape and a blue suit is flying through the air. The cape has the letters 'A.T.S.' on it. The background is blue with white clouds. To the right of the superhero, the word 'Preview' is written in large, bold, red letters. Below it, the text 'Please log in to download the printable version of this worksheet.' is written in a smaller, black font. There are small copyright symbols (©) on the left and right sides of the banner.

GLUE

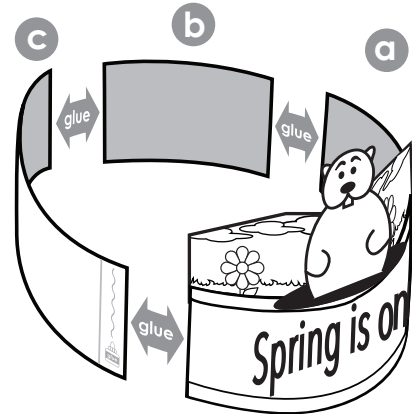
A blank rectangular area with a black border. In the bottom right corner, there is a simple line drawing of a flower with five petals and a stem with two leaves. To the right of the flower, there is a vertical label that says 'GLUE' in capital letters. Above the word 'GLUE' is a small icon of a glue stick.

Groundhog's Day

Step 1: Print the crown on cardstock paper and cut along the bold black line.



Step 2: Color your crown. Then glue along the marked tabs and attach.



Preview
Please log in to download
the printable version of this worksheet.