

Name: _____

Thanksgiving Bingo

B I N G O

--	--	--	--	--
















Preview
Please log in to download
the printable version of this worksheet.

		Free Space		

Thanksgiving Bingo



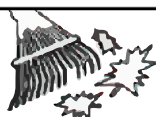





Turkey 	Sunflower 	Squirrel 	Leaf 	Gravy 	Mayflower 
Corn 	Potatoes 	Rolls 	Wheat 	Drumsticks 	Wishbone 



Preview

Please log in to download the printable version of this worksheet.

					
Pumpkin	Plymouth Rock	America	Apple	Cornucopia	Farm

Thanksgiving Bingo

Materials:

- blank bingo board (one per student)
- Thanksgiving picture squares
(one sheet per student, plus an extra copy to use as calling cards)
- scissors
- glue



from a bowl.

- When an item is called, all players mark it on their bingo board.
- The first player to get five items in a straight line (horizontally, vertically, or diagonally) wins.

Notes to teacher:

- This game can be played with your whole class, or students can play in small groups.
- You may want to offer a small prize for the winners.