

# Homographs

## Homographs

Name: Josh

fly



The fly was  
bothering me.

## Homographs

Name: Kamala

fly



I want to fly  
on a plane.



# Preview

Please log in to download  
the printable version of this worksheet.

## Homographs

Name: \_\_\_\_\_

fly



## Homographs

Name: \_\_\_\_\_

fly



The fly was  
bothering me.

## Homographs

Name: \_\_\_\_\_

fly



The fly was  
bothering me.

glue



Fold along this line

# Homographs

Name: \_\_\_\_\_

fly



\_\_\_\_\_

\_\_\_\_\_

\_\_\_\_\_

**Step 1:** Write your name.

**Step 2:** Color the picture and write a sentence using the correct definition of the homograph.

**Step 3:** Cut out the pennant. Give it to your teacher.



Fold along this line

# Homographs

Name: \_\_\_\_\_



## Preview

Please log in to download  
the printable version of this worksheet.

\_\_\_\_\_

\_\_\_\_\_

\_\_\_\_\_

**Step 1:** Write your name.

**Step 2:** Color the picture and write a sentence using the correct definition of the homograph.

**Step 3:** Cut out the pennant. Give it to your teacher.



Fold along this line

# Homographs

Name: \_\_\_\_\_



**Preview**  
Please log in to download  
the printable version of this worksheet.

\_\_\_\_\_

\_\_\_\_\_

\_\_\_\_\_

**Step 1:** Write your name.

**Step 2:** Color the picture and write a sentence using the correct definition of the homograph.


**Step 3:** Cut out the pennant. Give it to your teacher.



Fold along this line

# Homographs

Name: \_\_\_\_\_



**Preview**  
Please log in to download  
the printable version of this worksheet.

\_\_\_\_\_

\_\_\_\_\_

\_\_\_\_\_

**Step 1:** Write your name.

**Step 2:** Color the picture and write a sentence using the correct definition of the homograph.

**Step 3:** Cut out the pennant. Give it to your teacher.



Fold along this line

# Homographs

Name: \_\_\_\_\_



**Preview**  
Please log in to download  
the printable version of this worksheet.

\_\_\_\_\_

\_\_\_\_\_

\_\_\_\_\_

**Step 1:** Write your name.

**Step 2:** Color the picture and write a sentence using the correct definition of the homograph.

**Step 3:** Cut out the pennant. Give it to your teacher.



Fold along this line

# Homographs

Name: \_\_\_\_\_



**Preview**  
Please log in to download  
the printable version of this worksheet.

\_\_\_\_\_

\_\_\_\_\_

\_\_\_\_\_

**Step 1:** Write your name.

**Step 2:** Color the picture and write a sentence using the correct definition of the homograph.

**Step 3:** Cut out the pennant. Give it to your teacher.



Fold along this line

# Homographs

Name: \_\_\_\_\_



**Preview**  
Please log in to download  
the printable version of this worksheet.

\_\_\_\_\_

\_\_\_\_\_

\_\_\_\_\_

**Step 1:** Write your name.

**Step 2:** Color the picture and write a sentence using the correct definition of the homograph.

**Step 3:** Cut out the pennant. Give it to your teacher.





Fold along this line

# Homographs

Name: \_\_\_\_\_



**Preview**  
Please log in to download  
the printable version of this worksheet.

\_\_\_\_\_

\_\_\_\_\_

\_\_\_\_\_

**Step 1:** Write your name.

**Step 2:** Color the picture and write a sentence using the correct definition of the homograph.

**Step 3:** Cut out the pennant. Give it to your teacher.



Fold along this line

# Homographs

Name: \_\_\_\_\_



**Preview**  
Please log in to download  
the printable version of this worksheet.

\_\_\_\_\_

\_\_\_\_\_

\_\_\_\_\_

**Step 1:** Write your name.

**Step 2:** Color the picture and write a sentence using the correct definition of the homograph.

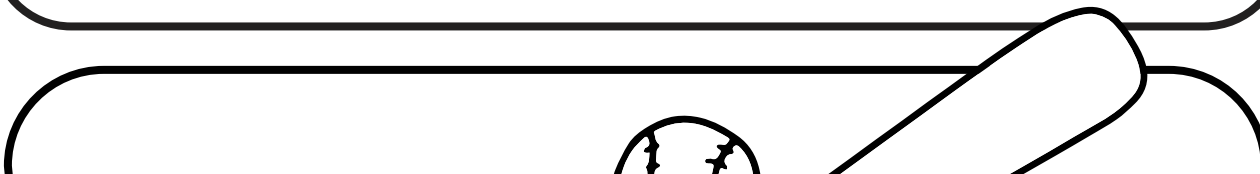
**Step 3:** Cut out the pennant. Give it to your teacher.



Fold along this line

# Homographs

Name: \_\_\_\_\_



**Preview**  
Please log in to download  
the printable version of this worksheet.

\_\_\_\_\_

\_\_\_\_\_

\_\_\_\_\_

**Step 1:** Write your name.

**Step 2:** Color the picture and write a sentence using the correct definition of the homograph.

**Step 3:** Cut out the pennant. Give it to your teacher.



Fold along this line

# Homographs

Name: \_\_\_\_\_



**Preview**  
Please log in to download  
the printable version of this worksheet.

\_\_\_\_\_

\_\_\_\_\_

\_\_\_\_\_

**Step 1:** Write your name.

**Step 2:** Color the picture and write a sentence using the correct definition of the homograph.

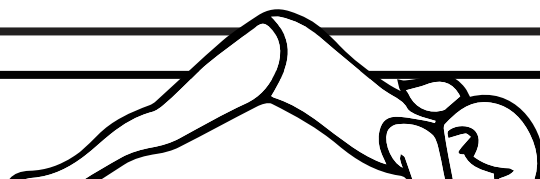
**Step 3:** Cut out the pennant. Give it to your teacher.



Fold along this line

# Homographs

Name: \_\_\_\_\_



**Preview**  
Please log in to download  
the printable version of this worksheet.

\_\_\_\_\_

\_\_\_\_\_

\_\_\_\_\_

**Step 1:** Write your name.

**Step 2:** Color the picture and write a sentence using the correct definition of the homograph.

**Step 3:** Cut out the pennant. Give it to your teacher.



Fold along this line

# Homographs

Name: \_\_\_\_\_



**Preview**  
Please log in to download  
the printable version of this worksheet.

\_\_\_\_\_

\_\_\_\_\_

\_\_\_\_\_

**Step 1:** Write your name.

**Step 2:** Color the picture and write a sentence using the correct definition of the homograph.

**Step 3:** Cut out the pennant. Give it to your teacher.



Fold along this line

# Homographs

Name: \_\_\_\_\_



**Preview**  
Please log in to download  
the printable version of this worksheet.

\_\_\_\_\_

\_\_\_\_\_

\_\_\_\_\_

**Step 1:** Write your name.

**Step 2:** Color the picture and write a sentence using the correct definition of the homograph.

**Step 3:** Cut out the pennant. Give it to your teacher.



Fold along this line

# Homographs

Name: \_\_\_\_\_



**Preview**  
Please log in to download  
the printable version of this worksheet.

\_\_\_\_\_

\_\_\_\_\_

\_\_\_\_\_

**Step 1:** Write your name.

**Step 2:** Color the picture and write a sentence using the correct definition of the homograph.

**Step 3:** Cut out the pennant. Give it to your teacher.





Fold along this line

# Homographs

Name: \_\_\_\_\_



**Preview**  
Please log in to download  
the printable version of this worksheet.

\_\_\_\_\_

\_\_\_\_\_

\_\_\_\_\_

**Step 1:** Write your name.

**Step 2:** Color the picture and write a sentence using the correct definition of the homograph.

**Step 3:** Cut out the pennant. Give it to your teacher.



Fold along this line

# Homographs

Name: \_\_\_\_\_



**Preview**  
Please log in to download  
the printable version of this worksheet.

\_\_\_\_\_

\_\_\_\_\_

\_\_\_\_\_

**Step 1:** Write your name.

**Step 2:** Color the picture and write a sentence using the correct definition of the homograph.

**Step 3:** Cut out the pennant. Give it to your teacher.



Fold along this line

# Homographs

Name: \_\_\_\_\_



**Preview**  
Please log in to download  
the printable version of this worksheet.

\_\_\_\_\_

\_\_\_\_\_

\_\_\_\_\_

**Step 1:** Write your name.

**Step 2:** Color the picture and write a sentence using the correct definition of the homograph.

**Step 3:** Cut out the pennant. Give it to your teacher.




Fold along this line

# Homographs

Name: \_\_\_\_\_



**Preview**  
Please log in to download  
the printable version of this worksheet.



\_\_\_\_\_

\_\_\_\_\_

\_\_\_\_\_

**Step 1:** Write your name.

**Step 2:** Color the picture and write a sentence using the correct definition of the homograph.


**Step 3:** Cut out the pennant. Give it to your teacher.



Fold along this line

# Homographs

Name: \_\_\_\_\_



**Preview**  
Please log in to download  
the printable version of this worksheet.

\_\_\_\_\_

\_\_\_\_\_

\_\_\_\_\_

**Step 1:** Write your name.

**Step 2:** Color the picture and write a sentence using the correct definition of the homograph.

**Step 3:** Cut out the pennant. Give it to your teacher.



Fold along this line

# Homographs

Name: \_\_\_\_\_



**Preview**  
Please log in to download  
the printable version of this worksheet.

\_\_\_\_\_

\_\_\_\_\_

\_\_\_\_\_

**Step 1:** Write your name.

**Step 2:** Color the picture and write a sentence using the correct definition of the homograph.

**Step 3:** Cut out the pennant. Give it to your teacher.



Fold along this line

# Homographs

Name: \_\_\_\_\_



**Preview**  
Please log in to download  
the printable version of this worksheet.

\_\_\_\_\_

\_\_\_\_\_

\_\_\_\_\_

**Step 1:** Write your name.

**Step 2:** Color the picture and write a sentence using the correct definition of the homograph.

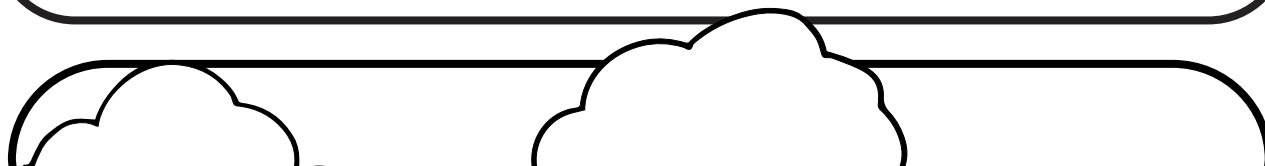
**Step 3:** Cut out the pennant. Give it to your teacher.



Fold along this line

# Homographs

Name: \_\_\_\_\_



**Preview**  
Please log in to download  
the printable version of this worksheet.



\_\_\_\_\_

\_\_\_\_\_

\_\_\_\_\_

**Step 1:** Write your name.

**Step 2:** Color the picture and write a sentence using the correct definition of the homograph.

**Step 3:** Cut out the pennant. Give it to your teacher.





Fold along this line

# Homographs

Name: \_\_\_\_\_



**Preview**  
Please log in to download  
the printable version of this worksheet.

\_\_\_\_\_

\_\_\_\_\_

\_\_\_\_\_

**Step 1:** Write your name.

**Step 2:** Color the picture and write a sentence using the correct definition of the homograph.

**Step 3:** Cut out the pennant. Give it to your teacher.



Fold along this line

# Homographs

Name: \_\_\_\_\_



**Preview**  
Please log in to download  
the printable version of this worksheet.

\_\_\_\_\_

\_\_\_\_\_

\_\_\_\_\_

**Step 1:** Write your name.

**Step 2:** Color the picture and write a sentence using the correct definition of the homograph.


**Step 3:** Cut out the pennant. Give it to your teacher.



Fold along this line

# Homographs

Name: \_\_\_\_\_



**Preview**  
Please log in to download  
the printable version of this worksheet.

\_\_\_\_\_

\_\_\_\_\_

\_\_\_\_\_

**Step 1:** Write your name.

**Step 2:** Color the picture and write a sentence using the correct definition of the homograph.


**Step 3:** Cut out the pennant. Give it to your teacher.



Fold along this line

# Homographs

Name: \_\_\_\_\_



**Preview**  
Please log in to download  
the printable version of this worksheet.

**BACK**

\_\_\_\_\_

\_\_\_\_\_

\_\_\_\_\_

**Step 1:** Write your name.

**Step 2:** Color the picture and write a sentence using the correct definition of the homograph.

**Step 3:** Cut out the pennant. Give it to your teacher.



Fold along this line

# Homographs

Name: \_\_\_\_\_



**Preview**  
Please log in to download  
the printable version of this worksheet.

\_\_\_\_\_

\_\_\_\_\_

\_\_\_\_\_

**Step 1:** Write your name.

**Step 2:** Color the picture and write a sentence using the correct definition of the homograph.

**Step 3:** Cut out the pennant. Give it to your teacher.



Fold along this line

# Homographs

Name: \_\_\_\_\_



**Preview**  
Please log in to download  
the printable version of this worksheet.

\_\_\_\_\_

\_\_\_\_\_

\_\_\_\_\_

**Step 1:** Write your name.

**Step 2:** Color the picture and write a sentence using the correct definition of the homograph.

**Step 3:** Cut out the pennant. Give it to your teacher.



Fold along this line

# Homographs

Name: \_\_\_\_\_



**Preview**  
Please log in to download  
the printable version of this worksheet.

\_\_\_\_\_

\_\_\_\_\_

\_\_\_\_\_

**Step 1:** Write your name.

**Step 2:** Color the picture and write a sentence using the correct definition of the homograph.

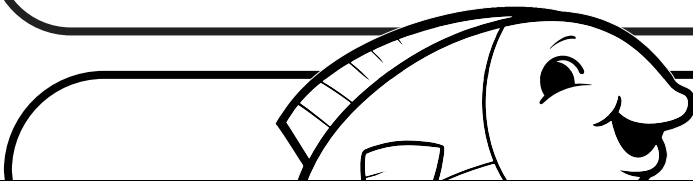
**Step 3:** Cut out the pennant. Give it to your teacher.



Fold along this line

# Homographs

Name: \_\_\_\_\_



**Preview**  
Please log in to download  
the printable version of this worksheet.

\_\_\_\_\_

\_\_\_\_\_

\_\_\_\_\_

**Step 1:** Write your name.

**Step 2:** Color the picture and write a sentence using the correct definition of the homograph.

**Step 3:** Cut out the pennant. Give it to your teacher.







Fold along this line

# Homographs

Name: \_\_\_\_\_



**Preview**  
Please log in to download  
the printable version of this worksheet.



\_\_\_\_\_

\_\_\_\_\_

\_\_\_\_\_

**Step 1:** Write your name.

**Step 2:** Color the picture and write a sentence using the correct definition of the homograph.

**Step 3:** Cut out the pennant. Give it to your teacher.