

Name: \_\_\_\_\_

# Addition and Subtraction with Bar Models

Find the missing value for each bar model. Then write an addition and subtraction number sentence for each.

a.

part 267	part
632	
whole	

\_\_\_\_\_ + \_\_\_\_\_ = \_\_\_\_\_  
 \_\_\_\_\_ - \_\_\_\_\_ = \_\_\_\_\_

Show your work



# Preview

Please log in to download  
the printable version of this worksheet.

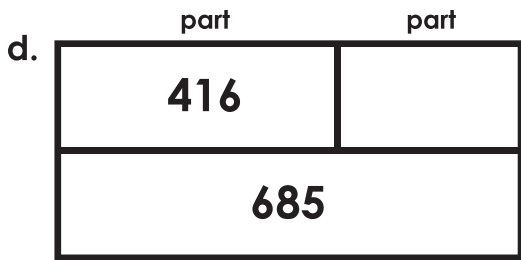
\_\_\_\_\_ - \_\_\_\_\_ = \_\_\_\_\_

c.

part	part
	844
872	
whole	

\_\_\_\_\_ + \_\_\_\_\_ = \_\_\_\_\_  
 \_\_\_\_\_ - \_\_\_\_\_ = \_\_\_\_\_

Show your work

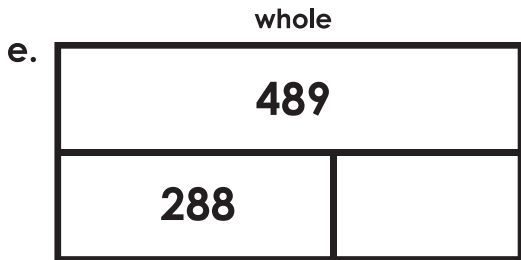


whole

\_\_\_\_\_ + \_\_\_\_\_ = \_\_\_\_\_

\_\_\_\_\_ - \_\_\_\_\_ = \_\_\_\_\_

Show your work



\_\_\_\_\_ + \_\_\_\_\_ = \_\_\_\_\_

Show your work

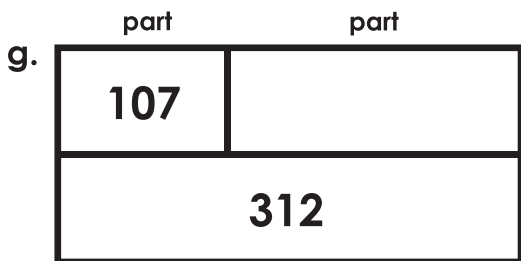


# Preview

Please log in to download  
the printable version of this worksheet.

\_\_\_\_\_ + \_\_\_\_\_ = \_\_\_\_\_

\_\_\_\_\_ - \_\_\_\_\_ = \_\_\_\_\_



\_\_\_\_\_ + \_\_\_\_\_ = \_\_\_\_\_

\_\_\_\_\_ - \_\_\_\_\_ = \_\_\_\_\_

Show your work

## Addition and Subtraction with Bar Models

Note to teacher: Addition and subtraction number sentences may be reversed.  
(example: student may write  $632 - 267 = 365$  or  $632 - 365 = 267$ )

a.

part	part
267	365
632	

whole

$$\begin{array}{r} 267 \\ + 365 \\ \hline 632 \end{array} = \begin{array}{r} 365 \\ + 267 \\ \hline 632 \end{array}$$
$$\begin{array}{r} 632 \\ - 267 \\ \hline 365 \end{array}$$

Show your work



# Preview

Please log in to download  
the printable version of this worksheet.

$$\begin{array}{r} 371 \\ - 226 \\ \hline 145 \end{array}$$

c.

part	part
28	844
872	

whole

$$\begin{array}{r} 844 \\ + 28 \\ \hline 872 \end{array} = \begin{array}{r} 872 \\ - 28 \\ \hline 844 \end{array}$$
$$\begin{array}{r} 872 \\ - 844 \\ \hline 28 \end{array}$$

Show your work

d.

part	part
416	269
685	

Show your work

whole

$$\begin{array}{r} 416 \\ + 269 \\ \hline 685 \end{array} = \begin{array}{r} 269 \\ + 416 \\ \hline 685 \end{array}$$

$$\begin{array}{r} 685 \\ - 416 \\ \hline 269 \end{array}$$

e.

whole	
489	
288	201
part	part

Show your work

$$\begin{array}{r} 288 \\ + 201 \\ \hline 489 \end{array}$$



# Preview

Please log in to download the printable version of this worksheet.

$$\begin{array}{r} 450 \\ + 318 \\ \hline 768 \end{array} = \begin{array}{r} 318 \\ + 450 \\ \hline 768 \end{array}$$

$$\begin{array}{r} 768 \\ - 318 \\ \hline 450 \end{array}$$

g.

part	part
107	205
312	

Show your work

whole

$$\begin{array}{r} 107 \\ + 205 \\ \hline 312 \end{array} = \begin{array}{r} 205 \\ + 107 \\ \hline 312 \end{array}$$

$$\begin{array}{r} 312 \\ - 107 \\ \hline 205 \end{array}$$