


Name: \_\_\_\_\_

## Distributive Property of Multiplication

The **Distributive Property of Multiplication** is used when we divide a multiplication array into two parts, making two smaller multiplication facts. When you add to find the sum of the two smaller products, you have the amount of the original array.

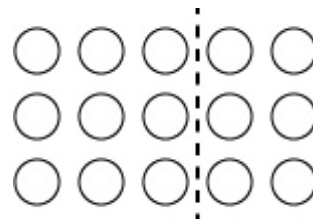
This array shows  $3 \times 5$



What is  $3 \times 5$ ?

$3 \times 5 =$  \_\_\_\_\_

The array was broken into two smaller parts. It shows  $3 \times 3 = 9$  and  $3 \times 2 = 6$ .



What is  $9 + 6$ ? \_\_\_\_\_

What is  $3 \times (3 + 2)$ ? \_\_\_\_\_



The array above shows the multiplication fact \_\_\_\_\_ x \_\_\_\_\_ = \_\_\_\_\_ .



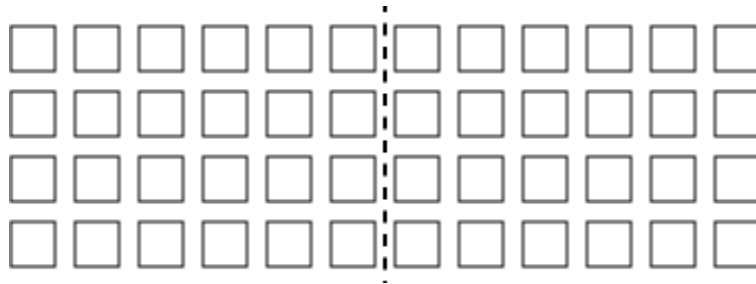
Now the array shows two facts.

The facts are \_\_\_\_\_ x \_\_\_\_\_ = \_\_\_\_\_ and \_\_\_\_\_ x \_\_\_\_\_ = \_\_\_\_\_ .

Add to find the sum of the two products. Your answer is \_\_\_\_\_.



The array above shows the multiplication fact \_\_\_\_\_ x \_\_\_\_\_ = \_\_\_\_\_ .



Now the array shows two facts.

The facts are \_\_\_\_\_ x \_\_\_\_\_ = \_\_\_\_\_ and \_\_\_\_\_ x \_\_\_\_\_ = \_\_\_\_\_ .

Add to find the sum of the two products. Your answer is \_\_\_\_\_.

Make an array to show 3 x 8. Be sure your symbols are arranged in neat rows and columns.

Now draw a dotted line on your illustration to divide the array into two arrays.

What two multiplication facts do you see?

\_\_\_\_\_ x \_\_\_\_\_ = \_\_\_\_\_ and \_\_\_\_\_ x \_\_\_\_\_ = \_\_\_\_\_


Add to find the sum of the two products. Your answer is \_\_\_\_\_.

# ANSWER KEY

## Distributive Property of Multiplication

The **Distributive Property of Multiplication** is used when we divide a multiplication array into two parts, making two smaller multiplication facts. When you add to find the sum of the two smaller products, you have the amount of the original array.

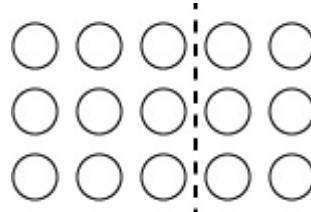
This array shows  $3 \times 5$



What is  $3 \times 5$ ?

$$3 \times 5 = \underline{15}$$

The array was broken into two smaller parts. It shows  $3 \times 3 = 9$  and  $3 \times 2 = 6$ .



What is  $9 + 6$ ? **15**

What is  $3 \times (3 + 2)$ ? **15**



The array above shows the multiplication fact  $3 \times 7 = 21$ .



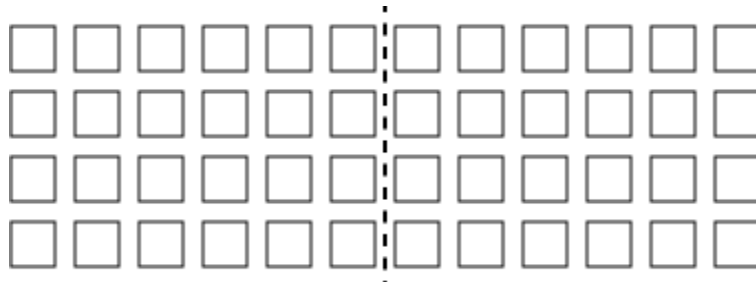
Now the array shows two facts.

The facts are  $3 \times 4 = 12$  and  $3 \times 3 = 9$ .

Add to find the sum of the two products. Your answer is **21**.



The array above shows the multiplication fact  $4 \times 12 = 48$ .

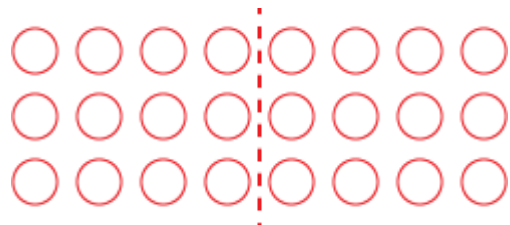


Now the array shows two facts.

The facts are  $4 \times 6 = 24$  and  $4 \times 6 = 24$ .

Add to find the sum of the two products. Your answer is  $48$ .

Make an array to show  $3 \times 8$ . Be sure your symbols are arranged in neat rows and columns.



**ANSWER WILL VARY - Students can divide the array in different areas, which will result in different multiplication facts.**

Now draw a dotted line on your illustration to divide the array into two arrays.

What two multiplication facts do you see?

$3 \times 4 = 12$  and  $3 \times 4 = 12$

Add to find the sum of the two products. Your answer is  $24$ .