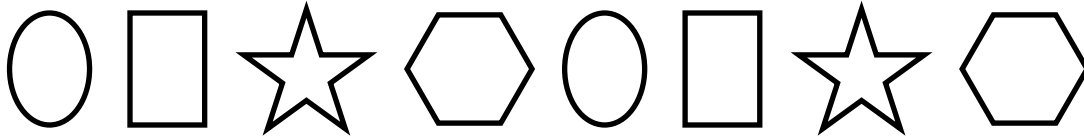


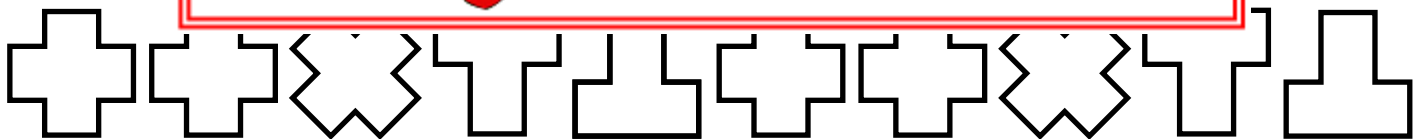
Name: \_\_\_\_\_

## Repeating Patterns

Look at the shapes in each row. Answer the questions about the pattern by drawing the shape in the space provided.



- a. What is the fourth shape in the pattern?
- b. If the pattern continued to repeat, what would the 10<sup>th</sup> shape in the pattern be?
- c. If the pattern continued to repeat, what would the 12<sup>th</sup> shape in the pattern be?

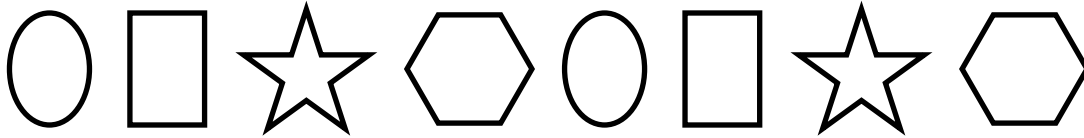


- d. What is the last shape in the pattern before it begins to repeat?
- e. If the pattern continued to repeat, what would the 12<sup>th</sup> shape in the pattern be?
- f. If the pattern continued to repeat, what would the 24<sup>th</sup> shape in the pattern be?


# ANSWER KEY

## Repeating Patterns

Look at the shapes in each row. Answer the questions about the pattern by drawing the shape in the space provided.



a. What is the fourth shape in the pattern?



b. If the pattern continued to repeat, what would the 10<sup>th</sup> shape in the pattern be?

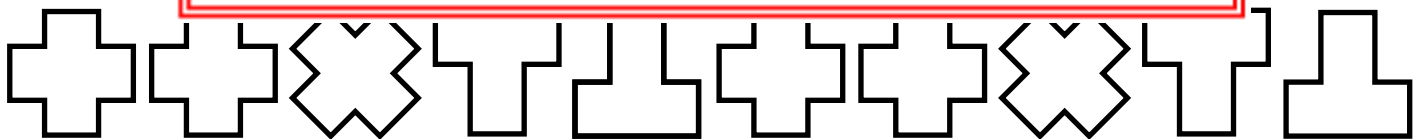


c. If the pattern continued to repeat, what would the 10<sup>th</sup> shape in the pattern be?




### PREVIEW


Please log in or register to download the printable version of this worksheet.



d. What is the last shape in the pattern before it begins to repeat?



e. If the pattern continued to repeat, what would the 12<sup>th</sup> shape in the pattern be?



f. If the pattern continued to repeat, what would the 24<sup>th</sup> shape in the pattern be?

