


Phonics: Cr- Blends

Phonics: CR Blends

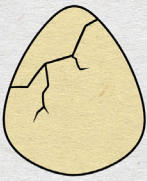
Name: Sam



c r a b

Phonics: CR Blends


Name: Amy



c r a c k

Phonics: CR Blends

Name: Sara


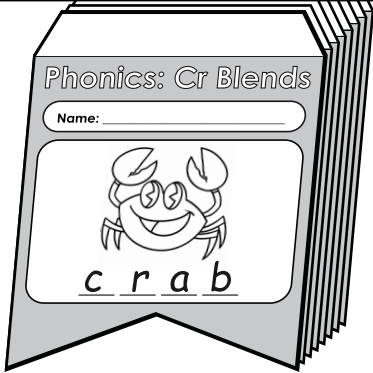



c r a n e



Preview

Please log in to download the printable version of this worksheet.





Fold along this line

Phonics: Cr Blends

Name: _____



Preview

Please log in to download
the printable version of this worksheet.

crab

Step 1: Write your name.

Step 2: Color the picture and write the word.


Step 3: Cut out the pennant. Give it to your teacher.



Fold along this line

Phonics: Cr Blends

Name: _____



Preview

Please log in to download
the printable version of this worksheet.

crack

Step 1: Write your name.

Step 2: Color the picture and write the word.

Step 3: Cut out the pennant. Give it to your teacher.



Fold along this line

Phonics: Cr Blends

Name: _____



Preview

Please log in to download
the printable version of this worksheet.



crane

Step 1: Write your name.

Step 2: Color the picture and write the word.


Step 3: Cut out the pennant. Give it to your teacher.



Fold along this line

Phonics: Cr Blends

Name: _____



Preview

Please log in to download
the printable version of this worksheet.

crayon

Step 1: Write your name.

Step 2: Color the picture and write the word.

Step 3: Cut out the pennant. Give it to your teacher.



Fold along this line

Phonics: Cr Blends

Name: _____



Preview

Please log in to download
the printable version of this worksheet.

crash

Step 1: Write your name.

Step 2: Color the picture and write the word.

Step 3: Cut out the pennant. Give it to your teacher.



Fold along this line

Phonics: Cr Blends

Name: _____



Preview

Please log in to download
the printable version of this worksheet.



creek

Step 1: Write your name.

Step 2: Color the picture and write the word.

Step 3: Cut out the pennant. Give it to your teacher.



Fold along this line

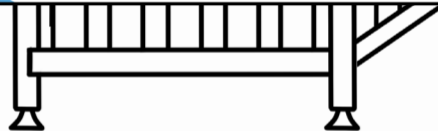
Phonics: Cr Blends

Name: _____



Preview

Please log in to download
the printable version of this worksheet.



crib

Step 1: Write your name.

Step 2: Color the pennant.


Step 3: Cut out the pennant. Give it to your teacher.



Fold along this line

Phonics: Cr Blends

Name: _____



Preview

Please log in to download
the printable version of this worksheet.

crown

Step 1: Write your name.

Step 2: Color the picture and write the word.

Step 3: Cut out the pennant. Give it to your teacher.



Fold along this line

Phonics: Cr Blends

Name: _____



Preview

Please log in to download
the printable version of this worksheet.

cry

Step 1: Write your name.

Step 2: Color the picture and write the word.

Step 3: Cut out the pennant. Give it to your teacher.