

Phonics: Pr- Blends

Phonics: Pr Blends
Name: Sam



pretzel

Phonics: Pr Blends
Name: Amy



price

Phonics: Pr Blends
Name: Sara

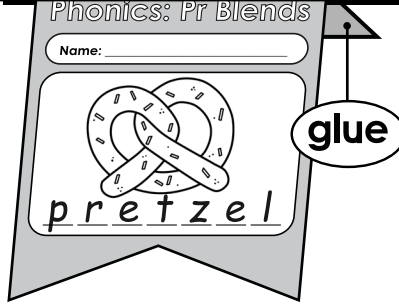



princess



Preview

Please log in to download the printable version of this worksheet.





Fold along this line

Phonics: Pr Blends

Name: _____



Preview

Please log in to download
the printable version of this worksheet.

pretzel

Step 1: Write your name.

Step 2: Color the picture and write the word.


Step 3: Cut out the pennant. Give it to your teacher.



Fold along this line

Phonics: Pr Blends

Name: _____



Preview

Please log in to download
the printable version of this worksheet.



price

Step 1: Write your name.

Step 2: Color the picture and write the word.


Step 3: Cut out the pennant. Give it to your teacher.



Fold along this line

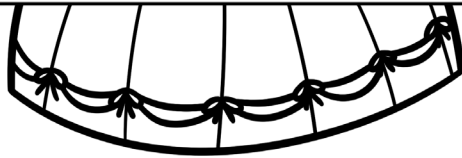
Phonics: Pr Blends

Name: _____



Preview

Please log in to download
the printable version of this worksheet.



princess

Step 1: Write your name.

Step 2: Color the picture and write the word.

Step 3: Cut out the pennant. Give it to your teacher.



Fold along this line

Phonics: Pr Blends

Name: _____



Preview

Please log in to download
the printable version of this worksheet.

propeller

Step 1: Write your name.

Step 2: Color the picture and write the word.

Step 3: Cut out the pennant. Give it to your teacher.



Fold along this line

Phonics: Pr Blends

Name: _____



Preview
Please log in to download
the printable version of this worksheet.

printer

Step 1: Write your name.

Step 2: Color the picture and write the word.

Step 3: Cut out the pennant. Give it to your teacher.