


Phonics: Sk- Blends

Phonics: Sk Blends

Name: Sam



s k y

Phonics: Sk Blends

Name: Amy



s k i

Phonics: Sk Blends

Name: Sara






s k a t e



Preview

Please log in to download the printable version of this worksheet.





Fold along this line

Phonics: Sk Blends

Name: _____



Preview

Please log in to download
the printable version of this worksheet.



sky

Step 1: Write your name.

Step 2: Color the picture and write the word.

Step 3: Cut out the pennant. Give it to your teacher.



Fold along this line


Phonics: Sk Blends

Name: _____



Preview

Please log in to download
the printable version of this worksheet.



ski

Step 1: Write your name.

Step 2: Color the picture and write the word.

Step 3: Cut out the pennant. Give it to your teacher.



Fold along this line

Phonics: Sk Blends

Name: _____



Preview

Please log in to download
the printable version of this worksheet.



skate

Step 1: Write your name.

Step 2: Color the picture and write the word.

Step 3: Cut out the pennant. Give it to your teacher.



Fold along this line

Phonics: Sk Blends

Name: _____



Preview

Please log in to download
the printable version of this worksheet.



skunk

Step 1: Write your name.

Step 2: Color the picture and write the word.

Step 3: Cut out the pennant. Give it to your teacher.



Fold along this line

Phonics: Sk Blends

Name: _____



Preview

Please log in to download
the printable version of this worksheet.



skateboard

Step 1: Write your name.

Step 2: Color the picture and write the word.

Step 3: Cut out the pennant. Give it to your teacher.



Fold along this line

Phonics: Sk Blends

Name: _____



Preview

Please log in to download
the printable version of this worksheet.



skeleton

Step 1: Write your name.

Step 2: Color the picture and write the word.

Step 3: Cut out the pennant. Give it to your teacher.