

# Phonics: Sl- Blends

Phonics: Sl Blends  
Name: Sam



s l e d

Phonics: Sl Blends  
Name: Amy



s l e e p

Phonics: Sl Blends  
Name: Sara




s l e e v e



# Preview


Please log in to download the printable version of this worksheet.

Phonics: Sl Blends  
Name: \_\_\_\_\_




\_\_\_\_\_

Phonics: Sl Blends  
Name: \_\_\_\_\_



s l e d

Phonics: Sl Blends  
Name: \_\_\_\_\_



s l e d

glue



Fold along this line

# Phonics: Sl Blends

Name: \_\_\_\_\_



## Preview

Please log in to download  
the printable version of this worksheet.

sled

**Step 1:** Write your name.

**Step 2:** Color the picture and write the word.

**Step 3:** Cut out the pennant. Give it to your teacher.



Fold along this line

# Phonics: Sl Blends

Name: \_\_\_\_\_

z



## Preview

Please log in to download  
the printable version of this worksheet.

sleep

**Step 1:** Write your name.

**Step 2:** Color the picture and write the word.


**Step 3:** Cut out the pennant. Give it to your teacher.



Fold along this line

# Phonics: SI Blends

Name: \_\_\_\_\_



## Preview

Please log in to download  
the printable version of this worksheet.

sleeve

**Step 1:** Write your name.

**Step 2:** Color the picture and write the word.

**Step 3:** Cut out the pennant. Give it to your teacher.



Fold along this line

# Phonics: Sl Blends

Name: \_\_\_\_\_



## Preview

Please log in to download  
the printable version of this worksheet.

\_\_\_\_\_

## slice

**Step 1:** Write your name.

**Step 2:** Color the picture and write the word.

**Step 3:** Cut out the pennant. Give it to your teacher.



Fold along this line

# Phonics: SI Blends

Name: \_\_\_\_\_



## Preview

Please log in to download  
the printable version of this worksheet.

\_\_\_\_\_

## slide

**Step 1:** Write your name.

**Step 2:** Color the picture and write the word.


**Step 3:** Cut out the pennant. Give it to your teacher.



Fold along this line

# Phonics: Sl Blends

Name: \_\_\_\_\_



## Preview

Please log in to download  
the printable version of this worksheet.

**slippers**

**Step 1:** Write your name.

**Step 2:** Color the picture and write the word.

**Step 3:** Cut out the pennant. Give it to your teacher.



Fold along this line

# Phonics: Sl Blends

Name: \_\_\_\_\_



## Preview

Please log in to download  
the printable version of this worksheet.

sloth

**Step 1:** Write your name.

**Step 2:** Color the pennant.

**Step 3:** Cut out the pennant. Give it to your teacher.






Fold along this line

# Phonics: Sl Blends

Name: \_\_\_\_\_



## Preview

Please log in to download  
the printable version of this worksheet.



\_\_\_\_\_

## slug

**Step 1:** Write your name.

**Step 2:** Color the picture and write the word.

**Step 3:** Cut out the pennant. Give it to your teacher.