

# Phonics: Str- Blends






S  
p  
st



# Preview

Please log in to download the printable version of this worksheet.

e.  
z


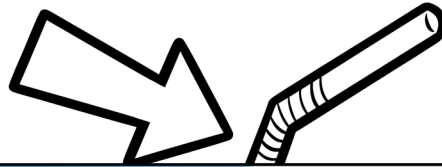




Fold along this line

# Phonics: Str Blends

Name: \_\_\_\_\_



## Preview

Please log in to download  
the printable version of this worksheet.

\_\_\_\_\_

## straw

**Step 1:** Write your name.

**Step 2:** Color the picture and write the word.


**Step 3:** Cut out the pennant. Give it to your teacher.



Fold along this line

# Phonics: Str Blends

Name: \_\_\_\_\_



## Preview

Please log in to download  
the printable version of this worksheet.

\_\_\_\_\_

## string

**Step 1:** Write your name.

**Step 2:** Color the picture and write the word.



**Step 3:** Cut out the pennant. Give it to your teacher.



Fold along this line

# Phonics: Str Blends

Name: \_\_\_\_\_



## Preview

Please log in to download  
the printable version of this worksheet.

**stream**

**Step 1:** Write your name.

**Step 2:** Color the picture and write the word.



**Step 3:** Cut out the pennant. Give it to your teacher.



Fold along this line

# Phonics: Str Blends

Name: \_\_\_\_\_



## Preview

Please log in to download  
the printable version of this worksheet.

**stripes**

**Step 1:** Write your name.

**Step 2:** Color the picture and write the word.


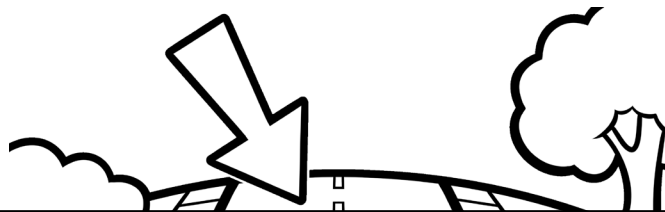
**Step 3:** Cut out the pennant. Give it to your teacher.



Fold along this line

# Phonics: Str Blends

Name: \_\_\_\_\_



## Preview

Please log in to download  
the printable version of this worksheet.

\_\_\_\_\_

**street**

**Step 1:** Write your name.

**Step 2:** Color the picture and write the word.

**Step 3:** Cut out the pennant. Give it to your teacher.



Fold along this line

# Phonics: Str Blends

Name: \_\_\_\_\_



## Preview

Please log in to download  
the printable version of this worksheet.

\_\_\_\_\_

## strap

**Step 1:** Write your name.

**Step 2:** Color the picture and write the word.



**Step 3:** Cut out the pennant. Give it to your teacher.



Fold along this line

# Phonics: Str Blends

Name: \_\_\_\_\_



## Preview

Please log in to download  
the printable version of this worksheet.

\_\_\_\_\_

## strum

**Step 1:** Write your name.

**Step 2:** Color the pennant.

**Step 3:** Cut out the pennant. Give it to your teacher.






Fold along this line

# Phonics: Str Blends

Name: \_\_\_\_\_



## Preview

Please log in to download  
the printable version of this worksheet.

\_\_\_\_\_

## strong

**Step 1:** Write your name.

**Step 2:** Color the picture and write the word.

**Step 3:** Cut out the pennant. Give it to your teacher.