

Phonics: Thr- Blends

Phonics: Thr Blends


Name: Sam

3!

t h r e e

Phonics: Thr Blends

Name: Amy



t h r o n e


Phonics: Thr Blends

Name: Sara



t h r o b

S
P
S



Preview

Please log in to download
the printable version of this worksheet.

e.

z

Phonics: Thr Blends

Name: _____

3!

Name: _____

3!

t h r e e

3!

t h r e e


glue



Fold along this line

Phonics: Thr Blends

Name: _____



Preview

Please log in to download
the printable version of this worksheet.

three

Step 1: Write your name.

Step 2: Color the picture and write the word.



Step 3: Cut out the pennant. Give it to your teacher.



Fold along this line


Phonics: Thr Blends

Name: _____



Preview

Please log in to download
the printable version of this worksheet.



throne

Step 1: Write your name.

Step 2: Color the picture and write the word.


Step 3: Cut out the pennant. Give it to your teacher.



Fold along this line

Phonics: Thr Blends

Name: _____



Preview

Please log in to download
the printable version of this worksheet.

throb

Step 1: Write your name.

Step 2: Color the picture and write the word.


Step 3: Cut out the pennant. Give it to your teacher.



Fold along this line

Phonics: Thr Blends

Name: _____



Preview

Please log in to download
the printable version of this worksheet.

thrill

Step 1: Write your name.

Step 2: Color the picture and write the word.



Step 3: Cut out the pennant. Give it to your teacher.



Fold along this line

Phonics: Thr Blends

Name: _____



Preview

Please log in to download
the printable version of this worksheet.

throat

Step 1: Write your name.

Step 2: Color the picture and write the word.


Step 3: Cut out the pennant. Give it to your teacher.



Fold along this line

Phonics: Thr Blends

Name: _____



Preview

Please log in to download
the printable version of this worksheet.

thread

Step 1: Write your name.

Step 2: Color the picture and write the word.


Step 3: Cut out the pennant. Give it to your teacher.



Fold along this line

Phonics: Thr Blends

Name: _____



Preview

Please log in to download
the printable version of this worksheet.

throw

Step 1: Write your name.

Step 2: Color the pennant.


Step 3: Cut out the pennant. Give it to your teacher.



Fold along this line

Phonics: Thr Blends

Name: _____



Preview

Please log in to download
the printable version of this worksheet.

through

Step 1: Write your name.

Step 2: Color the picture and write the word.

Step 3: Cut out the pennant. Give it to your teacher.