

# Phonics: Ch Digraphs

Phonics: Ch Digraphs


Name: Sam



c h a i r

Phonics: Ch Digraphs

Name: Amy




c h i p

Phonics: Ch Digraphs

Name: Sara



c h i m p



# Preview

Please log in to download the printable version of this worksheet.

Phonics: Ch Digraphs

Name: \_\_\_\_\_



Phonics: Ch Digraphs

Name: \_\_\_\_\_



c h a i r

Phonics: Ch Digraphs

Name: \_\_\_\_\_



c h a i r

glue



Fold along this line

# Phonics: Ch Digraphs

Name: \_\_\_\_\_



## Preview

Please log in to download  
the printable version of this worksheet.

**chair**

**Step 1:** Write your name.

**Step 2:** Color the picture and write the word.

**Step 3:** Cut out the pennant. Give it to your teacher.



Fold along this line

# Phonics: Ch Digraphs

Name: \_\_\_\_\_



## Preview

Please log in to download  
the printable version of this worksheet.

chip

**Step 1:** Write your name.

**Step 2:** Color the picture and write the word.


**Step 3:** Cut out the pennant. Give it to your teacher.



Fold along this line

# Phonics: Ch Digraphs

Name: \_\_\_\_\_



## Preview

Please log in to download  
the printable version of this worksheet.



\_\_\_\_\_

## chimp

**Step 1:** Write your name.

**Step 2:** Color the picture and write the word.

**Step 3:** Cut out the pennant. Give it to your teacher.



Fold along this line

# Phonics: Ch Digraphs

Name: \_\_\_\_\_



## Preview

Please log in to download  
the printable version of this worksheet.

chin

**Step 1:** Write your name.

**Step 2:** Color the picture and write the word.

**Step 3:** Cut out the pennant. Give it to your teacher.





Fold along this line

# Phonics: Ch Digraphs

Name: \_\_\_\_\_



## Preview

Please log in to download  
the printable version of this worksheet.



\_\_\_\_\_

## child

**Step 1:** Write your name.

**Step 2:** Color the picture and write the word.

**Step 3:** Cut out the pennant. Give it to your teacher.



Fold along this line

# Phonics: Ch Digraphs

Name: \_\_\_\_\_



## Preview

Please log in to download  
the printable version of this worksheet.

**cherries**

**Step 1:** Write your name.

**Step 2:** Color the picture and write the word.

**Step 3:** Cut out the pennant. Give it to your teacher.



Fold along this line

# Phonics: Ch Digraphs

Name: \_\_\_\_\_



**Preview**  
Please log in to download  
the printable version of this worksheet.

**chicken**

**Step 1:** Write your name.

**Step 2:** Color the pennant.

**Step 3:** Cut out the pennant. Give it to your teacher.






Fold along this line

# Phonics: Ch Digraphs

Name: \_\_\_\_\_



## Preview

Please log in to download  
the printable version of this worksheet.



\_\_\_\_\_

## chick

**Step 1:** Write your name.

**Step 2:** Color the picture and write the word.

**Step 3:** Cut out the pennant. Give it to your teacher.



Fold along this line

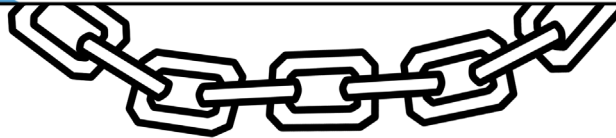
# Phonics: Ch Digraphs

Name: \_\_\_\_\_



## Preview

Please log in to download  
the printable version of this worksheet.



\_\_\_\_\_

## chain

**Step 1:** Write your name.

**Step 2:** Color the picture and write the word.

**Step 3:** Cut out the pennant. Give it to your teacher.



Fold along this line

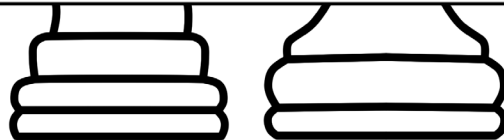
# Phonics: Ch Digraphs

Name: \_\_\_\_\_



## Preview

Please log in to download  
the printable version of this worksheet.



## chess

**Step 1:** Write your name.

**Step 2:** Color the picture and write the word.

**Step 3:** Cut out the pennant. Give it to your teacher.



Fold along this line

# Phonics: Ch Digraphs

Name: \_\_\_\_\_



## Preview

Please log in to download  
the printable version of this worksheet.

## check

**Step 1:** Write your name.

**Step 2:** Color the picture and write the word.

**Step 3:** Cut out the pennant. Give it to your teacher.



Fold along this line

# Phonics: Ch Digraphs

Name: \_\_\_\_\_



## Preview

Please log in to download  
the printable version of this worksheet.

**cheese**

**Step 1:** Write your name.

**Step 2:** Color the picture and write the word.

**Step 3:** Cut out the pennant. Give it to your teacher.



Fold along this line

# Phonics: Ch Digraphs

Name: \_\_\_\_\_



## Preview

Please log in to download  
the printable version of this worksheet.

**chimney**

**Step 1:** Write your name.

**Step 2:** Color the picture and write the word.

**Step 3:** Cut out the pennant. Give it to your teacher.





Fold along this line

# Phonics: Ch Digraphs

Name: \_\_\_\_\_



## Preview

Please log in to download  
the printable version of this worksheet.

**chocolate**

**Step 1:** Write your name.

**Step 2:** Color the picture and write the word.

**Step 3:** Cut out the pennant. Give it to your teacher.



Fold along this line

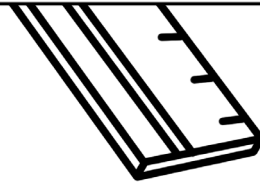
# Phonics: Ch Digraphs

Name: \_\_\_\_\_



## Preview

Please log in to download  
the printable version of this worksheet.



\_\_\_\_\_

## inch

**Step 1:** Write your name.

**Step 2:** Color the picture and write the word.


**Step 3:** Cut out the pennant. Give it to your teacher.



Fold along this line

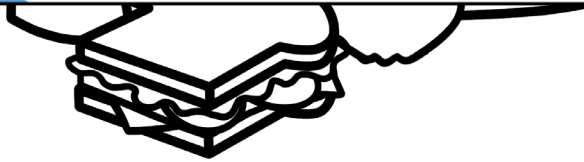
# Phonics: Ch Digraphs

Name: \_\_\_\_\_



## Preview

Please log in to download  
the printable version of this worksheet.



## lunch

**Step 1:** Write your name.

**Step 2:** Color the picture and write the word.

**Step 3:** Cut out the pennant. Give it to your teacher.