


Phonics: Wh Digraphs

Phonics: Ch Digraphs


Name: Sam



w h a l e

Phonics: Ch Digraphs

Name: Amy



w h e e l

Phonics: Ch Digraphs

Name: Sara



w h e a t



Preview

Please log in to download the printable version of this worksheet.

Phonics: Wh Digraphs

Name: _____



Phonics: Wh Digraphs

Name: _____



w h a l e

Phonics: Wh Digraphs

Name: _____



w h a l e


glue



Fold along this line

Phonics: Wh Digraphs

Name: _____



Preview

Please log in to download
the printable version of this worksheet.

whale

Step 1: Write your name.

Step 2: Color the picture and write the word.


Step 3: Cut out the pennant. Give it to your teacher.



Fold along this line

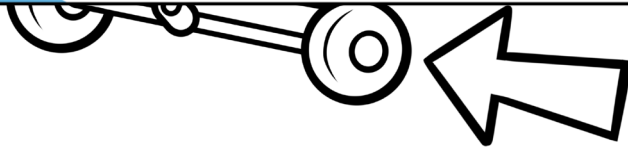
Phonics: Wh Digraphs

Name: _____



Preview

Please log in to download
the printable version of this worksheet.



wheel

Step 1: Write your name.

Step 2: Color the picture and write the word.


Step 3: Cut out the pennant. Give it to your teacher.



Fold along this line

Phonics: Wh Digraphs

Name: _____



Preview

Please log in to download
the printable version of this worksheet.

wheat

Step 1: Write your name.

Step 2: Color the picture and write the word.


Step 3: Cut out the pennant. Give it to your teacher.



Fold along this line

Phonics: Wh Digraphs

Name: _____



Preview

Please log in to download
the printable version of this worksheet.

white

Step 1: Write your name.

Step 2: Color the picture and write the word.


Step 3: Cut out the pennant. Give it to your teacher.



Fold along this line

Phonics: Wh Digraphs

Name: _____



Preview

Please log in to download
the printable version of this worksheet.

whistle

Step 1: Write your name.

Step 2: Color the picture and write the word.

Step 3: Cut out the pennant. Give it to your teacher.