


# Phonics: Short-A

Phonics: Short-A  
Name: Sam



b a t

Phonics: Short-A  
Name: Amy



c a t

Phonics: Short-A  
Name: Sara




c a p



## Preview


Please log in to download the printable version of this worksheet.

Phonics: Short-A  
Name: \_\_\_\_\_




\_\_\_\_\_

Phonics: Short-A  
Name: \_\_\_\_\_




b a t

Phonics: Short-A  
Name: \_\_\_\_\_



b a t





Fold along this line


# Phonics: Short-A

Name: \_\_\_\_\_



## Preview

Please log in to download  
the printable version of this worksheet.



\_\_\_\_\_

## bat

**Step 1:** Write your name.

**Step 2:** Color the picture and write the word.


**Step 3:** Cut out the pennant. Give it to your teacher.



Fold along this line

# Phonics: Short-A

Name: \_\_\_\_\_



## Preview

Please log in to download  
the printable version of this worksheet.

\_\_\_\_\_

## cat

**Step 1:** Write your name.

**Step 2:** Color the picture and write the word.


**Step 3:** Cut out the pennant. Give it to your teacher.



Fold along this line

# Phonics: Short-A

Name: \_\_\_\_\_



## Preview

Please log in to download  
the printable version of this worksheet.

\_\_\_\_\_

cap

**Step 1:** Write your name.

**Step 2:** Color the picture and write the word.


**Step 3:** Cut out the pennant. Give it to your teacher.



Fold along this line

# Phonics: Short-A

Name: \_\_\_\_\_



## Preview

Please log in to download  
the printable version of this worksheet.

clam

**Step 1:** Write your name.

**Step 2:** Color the picture and write the word.

**Step 3:** Cut out the pennant. Give it to your teacher.



Fold along this line

# Phonics: Short-A

Name: \_\_\_\_\_



## Preview

Please log in to download  
the printable version of this worksheet.

\_\_\_\_\_

## bat

**Step 1:** Write your name.

**Step 2:** Color the picture and write the word.

**Step 3:** Cut out the pennant. Give it to your teacher.



Fold along this line

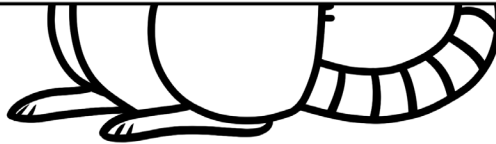
# Phonics: Short-A

Name: \_\_\_\_\_



## Preview

Please log in to download  
the printable version of this worksheet.



\_\_\_\_\_

rat

**Step 1:** Write your name.

**Step 2:** Color the picture and write the word.

**Step 3:** Cut out the pennant. Give it to your teacher.



Fold along this line

# Phonics: Short-A

Name: \_\_\_\_\_



**Preview**  
Please log in to download the printable version of this worksheet.



\_\_\_\_\_

## clap

**Step 1:** Write your name.

**Step 2:** Color the pennant.

**Step 3:** Cut out the pennant. Give it to your teacher.






Fold along this line

# Phonics: Short-A

Name: \_\_\_\_\_



## Preview

Please log in to download  
the printable version of this worksheet.

\_\_\_\_\_

## crab

**Step 1:** Write your name.

**Step 2:** Color the picture and write the word.

**Step 3:** Cut out the pennant. Give it to your teacher.



Fold along this line

# Phonics: Short-A

Name: \_\_\_\_\_



## Preview

Please log in to download  
the printable version of this worksheet.

hand

**Step 1:** Write your name.

**Step 2:** Color the picture and write the word.


**Step 3:** Cut out the pennant. Give it to your teacher.



Fold along this line

# Phonics: Short-A

Name: \_\_\_\_\_



## Preview

Please log in to download  
the printable version of this worksheet.



\_\_\_\_\_

## man

**Step 1:** Write your name.

**Step 2:** Color the picture and write the word.


**Step 3:** Cut out the pennant. Give it to your teacher.



Fold along this line

# Phonics: Short-A

Name: \_\_\_\_\_



## Preview

Please log in to download  
the printable version of this worksheet.

map

**Step 1:** Write your name.

**Step 2:** Color the picture and write the word.

**Step 3:** Cut out the pennant. Give it to your teacher.



Fold along this line

# Phonics: Short-A

Name: \_\_\_\_\_



## Preview

Please log in to download  
the printable version of this worksheet.

nap

**Step 1:** Write your name.

**Step 2:** Color the picture and write the word.

**Step 3:** Cut out the pennant. Give it to your teacher.



Fold along this line

# Phonics: Short-A

Name: \_\_\_\_\_



## Preview

Please log in to download  
the printable version of this worksheet.

van

**Step 1:** Write your name.

**Step 2:** Color the picture and write the word.

**Step 3:** Cut out the pennant. Give it to your teacher.