


Phonics: Short-I

Phonics: Short-I


Name: Sam



p i g

Phonics: Short-I

Name: Amy



f i s h

Phonics: Short-I

Name: Sara



d i g




Preview

Please log in to download
the printable version of this worksheet.


Phonics: Short-I

Name: _____



Phonics: Short-I


Name: _____



f i s h

Phonics: Short-I

Name: _____



f i s h

glue



Fold along this line


Phonics: Short-I

Name: _____



Preview

Please log in to download
the printable version of this worksheet.



pig

Step 1: Write your name.

Step 2: Color the picture and write the word.


Step 3: Cut out the pennant. Give it to your teacher.



Fold along this line

Phonics: Short-I

Name: _____



Preview

Please log in to download
the printable version of this worksheet.

fish

Step 1: Write your name.

Step 2: Color the picture and write the word.

Step 3: Cut out the pennant. Give it to your teacher.



Fold along this line

Phonics: Short-I

Name: _____



Preview

Please log in to download
the printable version of this worksheet.



dig

Step 1: Write your name.

Step 2: Color the picture and write the word.

Step 3: Cut out the pennant. Give it to your teacher.



Fold along this line

Phonics: Short-I

Name: _____



Preview

Please log in to download
the printable version of this worksheet.

lid

Step 1: Write your name.

Step 2: Color the picture and write the word.

Step 3: Cut out the pennant. Give it to your teacher.



Fold along this line

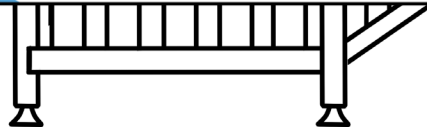
Phonics: Short-I

Name: _____



Preview

Please log in to download
the printable version of this worksheet.



crib

Step 1: Write your name.

Step 2: Color the picture and write the word.


Step 3: Cut out the pennant. Give it to your teacher.



Fold along this line

Phonics: Short-I

Name: _____



Preview

Please log in to download
the printable version of this worksheet.

pin

Step 1: Write your name.

Step 2: Color the picture and write the word.

Step 3: Cut out the pennant. Give it to your teacher.



Fold along this line

Phonics: Short-I

Name: _____



Preview

Please log in to download
the printable version of this worksheet.

six

Step 1: Write your name.

Step 2: Color the pennant.


Step 3: Cut out the pennant. Give it to your teacher.



Fold along this line

Phonics: Short-I

Name: _____



Preview

Please log in to download
the printable version of this worksheet.

chip

Step 1: Write your name.

Step 2: Color the picture and write the word.

Step 3: Cut out the pennant. Give it to your teacher.



Fold along this line

Phonics: Short-I

Name: _____



Preview

Please log in to download
the printable version of this worksheet.

chin

Step 1: Write your name.

Step 2: Color the picture and write the word.

Step 3: Cut out the pennant. Give it to your teacher.



Fold along this line

Phonics: Short-I

Name: _____



Preview

Please log in to download
the printable version of this worksheet.

clip

Step 1: Write your name.

Step 2: Color the picture and write the word.


Step 3: Cut out the pennant. Give it to your teacher.



Fold along this line

Phonics: Short-I

Name: _____



Preview

Please log in to download
the printable version of this worksheet.

stick

Step 1: Write your name.

Step 2: Color the picture and write the word.


Step 3: Cut out the pennant. Give it to your teacher.



Fold along this line

Phonics: Short-I

Name: _____



Preview

Please log in to download
the printable version of this worksheet.



chick

Step 1: Write your name.

Step 2: Color the picture and write the word.

Step 3: Cut out the pennant. Give it to your teacher.



Fold along this line

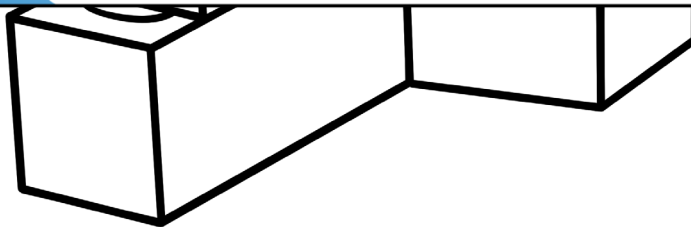
Phonics: Short-I

Name: _____



Preview

Please log in to download
the printable version of this worksheet.



bricks

Step 1: Write your name.

Step 2: Color the picture and write the word.

Step 3: Cut out the pennant. Give it to your teacher.



Fold along this line


Phonics: Short-I

Name: _____



Preview

Please log in to download
the printable version of this worksheet.



mitten

Step 1: Write your name.

Step 2: Color the picture and write the word.

Step 3: Cut out the pennant. Give it to your teacher.



Fold along this line


Phonics: Short-I

Name: _____



Preview

Please log in to download
the printable version of this worksheet.



kitten

Step 1: Write your name.

Step 2: Color the picture and write the word.

Step 3: Cut out the pennant. Give it to your teacher.