


Phonics: Long-O Card Game

These cards can be used many different ways.

Here are a few ideas:

1. Memory Match Game

Flip the cards upside-down on a table. Students take turns flipping pairs of cards. If students flip two cards that go together (ex: picture of soap and the word soap.), then they get to keep both cards. The player with the most matches wins.



Preview

Please log in to download the printable version of this worksheet.

Then glue or tape the picture card over the top so that it can be flipped up to reveal the word below.

4. Alphabetical Order

Cut apart the word cards. Have students place them in a line, in alphabetical order.




soap




Preview

Please log in to download
the printable version of this worksheet.



goat



nose



Preview

Please log in to download
the printable version of this worksheet.



cone




globe

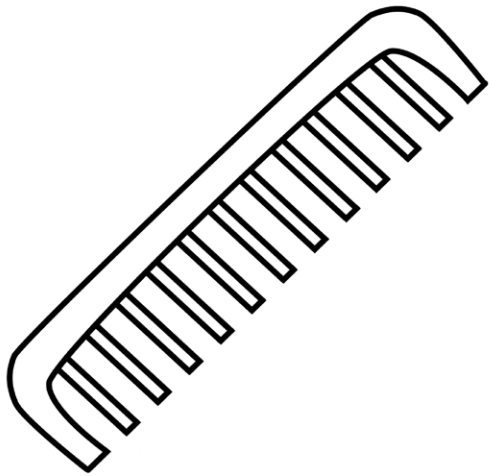


Preview

Please log in to download
the printable version of this worksheet.



snow




comb



Preview

Please log in to download
the printable version of this worksheet.



toast




phone



Preview

Please log in to download
the printable version of this worksheet.



clothes