

# Phonics: Long-O

Phonics: Long-O

Name: Sam



p o l e

Phonics: Long-O


Name: Amy




r o s e

Phonics: Long-O

Name: Sara



t o a s t

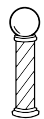


# Preview

Please log in to download the printable version of this worksheet.

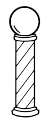
Phonics: Long-O

Name: \_\_\_\_\_



Phonics: Long-O

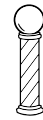
Name: \_\_\_\_\_



p o l e

Phonics: Long-O

Name: \_\_\_\_\_



p o l e

glue



Fold along this line

# Phonics: Long-O

Name: \_\_\_\_\_



## Preview

Please log in to download  
the printable version of this worksheet.



\_\_\_\_\_

## pole

**Step 1:** Write your name.

**Step 2:** Color the picture and write the word.

**Step 3:** Cut out the pennant. Give it to your teacher.



Fold along this line

# Phonics: Long-O

Name: \_\_\_\_\_



## Preview

Please log in to download  
the printable version of this worksheet.

\_\_\_\_\_

rose

**Step 1:** Write your name.

**Step 2:** Color the picture and write the word.


**Step 3:** Cut out the pennant. Give it to your teacher.



Fold along this line

# Phonics: Long-O

Name: \_\_\_\_\_



## Preview

Please log in to download  
the printable version of this worksheet.

**toast**

**Step 1:** Write your name.

**Step 2:** Color the picture and write the word.


**Step 3:** Cut out the pennant. Give it to your teacher.



Fold along this line

# Phonics: Long-O

Name: \_\_\_\_\_



## Preview

Please log in to download  
the printable version of this worksheet.

\_\_\_\_\_

## ghost

**Step 1:** Write your name.

**Step 2:** Color the picture and write the word.

**Step 3:** Cut out the pennant. Give it to your teacher.



Fold along this line

# Phonics: Long-O

Name: \_\_\_\_\_



## Preview

Please log in to download  
the printable version of this worksheet.

rope

**Step 1:** Write your name.

**Step 2:** Color the picture and write the word.

**Step 3:** Cut out the pennant. Give it to your teacher.



Fold along this line

# Phonics: Long-O

Name: \_\_\_\_\_



## Preview

Please log in to download  
the printable version of this worksheet.

\_\_\_\_\_

## bone

**Step 1:** Write your name.

**Step 2:** Color the picture and write the word.

**Step 3:** Cut out the pennant. Give it to your teacher.



Fold along this line

# Phonics: Long-O

Name: \_\_\_\_\_



## Preview

Please log in to download  
the printable version of this worksheet.

\_\_\_\_\_

## cone

**Step 1:** Write your name.

**Step 2:** Color the pennant.

**Step 3:** Cut out the pennant. Give it to your teacher.





Fold along this line

# Phonics: Long-O

Name: \_\_\_\_\_



## Preview

Please log in to download the printable version of this worksheet.



\_\_\_\_\_

## goat

**Step 1:** Write your name.

**Step 2:** Color the picture and write the word.

**Step 3:** Cut out the pennant. Give it to your teacher.



Fold along this line

# Phonics: Long-O

Name: \_\_\_\_\_




**Preview**  
Please log in to download the printable version of this worksheet.

\_\_\_\_\_

**nose**

- Step 1:** Write your name.
- Step 2:** Color the picture and write the word.
- Step 3:** Cut out the pennant. Give it to your teacher.



Fold along this line

# Phonics: Long-O

Name: \_\_\_\_\_



## Preview

Please log in to download  
the printable version of this worksheet.

**bowl**

**Step 1:** Write your name.

**Step 2:** Color the picture and write the word.

**Step 3:** Cut out the pennant. Give it to your teacher.



Fold along this line

# Phonics: Long-O

Name: \_\_\_\_\_



## Preview

Please log in to download  
the printable version of this worksheet.

\_\_\_\_\_

## phone

**Step 1:** Write your name.

**Step 2:** Color the picture and write the word.

**Step 3:** Cut out the pennant. Give it to your teacher.



Fold along this line

# Phonics: Long-O

Name: \_\_\_\_\_



## Preview

Please log in to download  
the printable version of this worksheet.

\_\_\_\_\_

## comb

**Step 1:** Write your name.

**Step 2:** Color the picture and write the word.

**Step 3:** Cut out the pennant. Give it to your teacher.



Fold along this line

# Phonics: Long-O

Name: \_\_\_\_\_



## Preview

Please log in to download  
the printable version of this worksheet.

toes

**Step 1:** Write your name.

**Step 2:** Color the picture and write the word.

**Step 3:** Cut out the pennant. Give it to your teacher.



Fold along this line

# Phonics: Long-O

Name: \_\_\_\_\_



## Preview

Please log in to download  
the printable version of this worksheet.

\_\_\_\_\_

## oval

**Step 1:** Write your name.

**Step 2:** Color the picture and write the word.

**Step 3:** Cut out the pennant. Give it to your teacher.



Fold along this line


# Phonics: Long-O

Name: \_\_\_\_\_



## Preview

Please log in to download  
the printable version of this worksheet.



**snow**

**Step 1:** Write your name.

**Step 2:** Color the picture and write the word.

**Step 3:** Cut out the pennant. Give it to your teacher.





Fold along this line

# Phonics: Long-O

Name: \_\_\_\_\_



## Preview

Please log in to download  
the printable version of this worksheet.



\_\_\_\_\_

**soap**

**Step 1:** Write your name.

**Step 2:** Color the picture and write the word.

**Step 3:** Cut out the pennant. Give it to your teacher.



Fold along this line

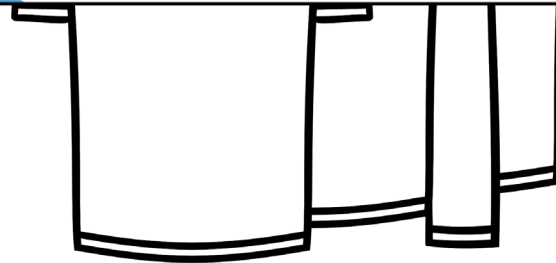
# Phonics: Long-O

Name: \_\_\_\_\_



## Preview

Please log in to download  
the printable version of this worksheet.



\_\_\_\_\_

## clothes

**Step 1:** Write your name.

**Step 2:** Color the picture and write the word.

**Step 3:** Cut out the pennant. Give it to your teacher.



Fold along this line


# Phonics: Long-O

Name: \_\_\_\_\_



## Preview

Please log in to download  
the printable version of this worksheet.



\_\_\_\_\_

## globe

**Step 1:** Write your name.

**Step 2:** Color the picture and write the word.

**Step 3:** Cut out the pennant. Give it to your teacher.