

# Phonics: -dge Trigraphs

Phonics: -dge Trigraphs

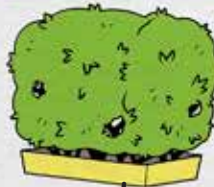
Name: Kofi



p l e d g e

Phonics: -dge Trigraphs

Name: Elizabeth



h e d g e

Phonics: -dge Trigraphs

Name: Dean



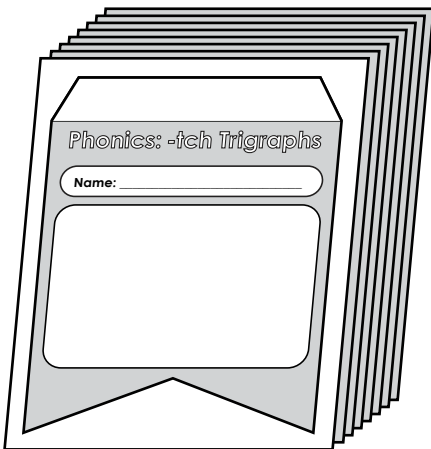


b r i d g e



# Preview

Please log in to download the printable version of this worksheet.





Fold along this line

# Phonics: -dge Trigraphs

Name: \_\_\_\_\_



## Preview

Please log in to download  
the printable version of this worksheet.



## pledge

**Step 1:** Write your name.

**Step 2:** Color the picture and write the word.

**Step 3:** Cut out the pennant. Give it to your teacher.



Fold along this line

# Phonics: -dge Trigraphs

Name: \_\_\_\_\_



## Preview

Please log in to download  
the printable version of this worksheet.



\_\_\_\_\_

## hedge

**Step 1:** Write your name.

**Step 2:** Color the picture and write the word.

**Step 3:** Cut out the pennant. Give it to your teacher.



Fold along this line

# Phonics: -dge Trigraphs

Name: \_\_\_\_\_



## Preview

Please log in to download  
the printable version of this worksheet.



**bridge**

**Step 1:** Write your name.

**Step 2:** Color the picture and write the word.

**Step 3:** Cut out the pennant. Give it to your teacher.



Fold along this line

# Phonics: -dge Trigraphs

Name: \_\_\_\_\_



## Preview

Please log in to download  
the printable version of this worksheet.



**nudge**

**Step 1:** Write your name.

**Step 2:** Color the picture and write the word.

**Step 3:** Cut out the pennant. Give it to your teacher.



Fold along this line


# Phonics: -dge Trigraphs

Name: \_\_\_\_\_



## Preview

Please log in to download  
the printable version of this worksheet.



\_\_\_\_\_

## badge

**Step 1:** Write your name.

**Step 2:** Color the picture and write the word.

**Step 3:** Cut out the pennant. Give it to your teacher.





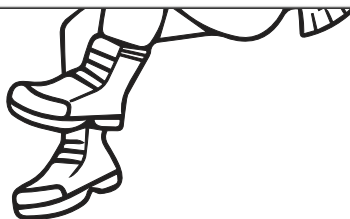
Fold along this line

# Phonics: -dge Trigraphs

Name: \_\_\_\_\_



**Preview**  
Please log in to download  
the printable version of this worksheet.



\_\_\_\_\_

**dodge**

**Step 1:** Write your name.

**Step 2:** Color the picture and write the word.

**Step 3:** Cut out the pennant. Give it to your teacher.



Fold along this line

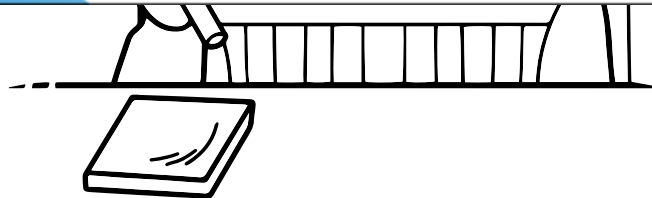
# Phonics: -dge Trigraphs

Name: \_\_\_\_\_



## Preview

Please log in to download  
the printable version of this worksheet.



**judge**

**Step 1:** Write your name.

**Step 2:** Color the picture and write the word.

**Step 3:** Cut out the pennant. Give it to your teacher.





Fold along this line

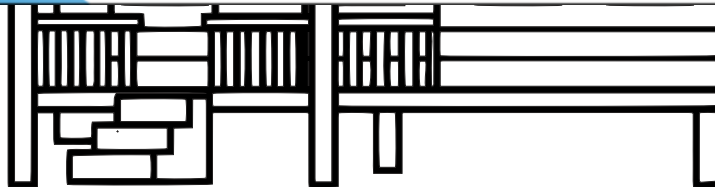
# Phonics: -dge Trigraphs

Name: \_\_\_\_\_



## Preview

Please log in to download  
the printable version of this worksheet.



\_\_\_\_\_

## lodge

**Step 1:** Write your name.

**Step 2:** Color the picture and write the word.

**Step 3:** Cut out the pennant. Give it to your teacher.