


# Green Eggs and Ham Class Book



## Materials

- copies of the template on page 2 of this file (one per student)
- cover page on pages 3 and 4 of this file (page 3 has a full-color cover; page 4 has a black-and-white cover)
- crayons and pencils
- **Green Eggs and Ham** picture book, by Dr. Seuss



# Preview

Please log in to download the printable version of this worksheet.



3. Place all of the pages together. Add the cover page. Staple the pages together or use a plastic comb binding machine.
4. Read the finished book aloud to your class.

Name: \_\_\_\_\_

Green eggs and ham is a silly food.  
Make up your own silly food.




# Preview

Please log in to download  
the printable version of this worksheet.


---

---




# Preview


Please log in to download  
the printable version of this worksheet.



A class book  
written and illustrated by



**Preview**  
Please log in to download  
the printable version of this worksheet.

A banner featuring a superhero character with a red cape and a blue suit, flying against a blue sky with white clouds. The character's chest has a shield with the letters 'MJS'. To the right of the character, the word 'Preview' is written in a large, bold, red font. Below it, the text 'Please log in to download the printable version of this worksheet.' is written in a smaller, black font.

A class book  
written and illustrated by