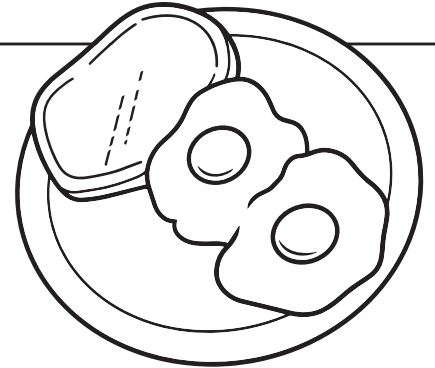


Name: _____

Graphing



Your teacher will ask the class the question:
Do you like green eggs and ham?
Raise your hand to show your answer.
Yes or no.


Put a tally mark
under **yes** or **no** for
each student in
your class.

Use the data from the tally chart
to fill in the bar graph.




Preview

Please log in to download
the printable version of this worksheet.



number of
students



yes

no

student answers