



Name: _____

Use with the story
The Mitten by Jan Brett




The Mitten Patterns

✂ Cut out the pictures at the bottom of the page.  Glue the correct picture to finish each pattern.  Color.





Preview

Please log in to download the printable version of this worksheet.



The Mitten Patterns

✂ Cut out the pictures at the bottom of the page.  Glue the correct picture to finish each pattern.  Color.

Preview

Please log in to download
the printable version of this worksheet.

