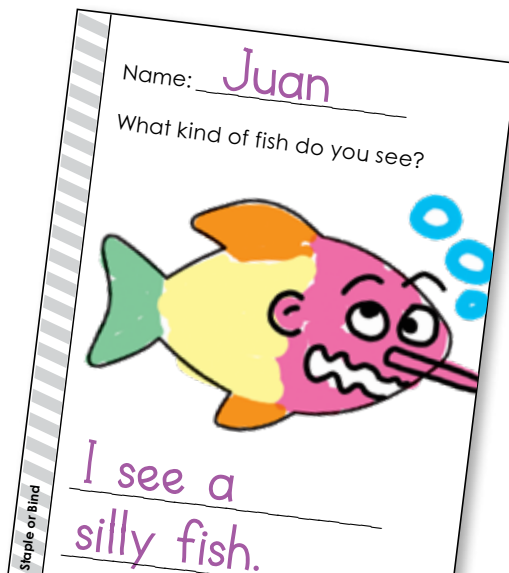


One Fish, Two Fish Class Book




Materials

- copies of the template on page 2 of this file (one per student)
- cover page on pages 3 and 4 of this file (page 3 has a full-color cover; page 4 has a black-and-white cover)
- crayons and pencils
- **One Fish, Two Fish, Red Fish, Blue Fish** picture book, by Dr. Seuss



Preview

Please log in to download the printable version of this worksheet.




3. Place all of the pages together. Add the cover page. Staple the pages together or use a plastic comb binding machine.
4. Read the finished book aloud to your class.

Name: _____

What kind of fish do you see?

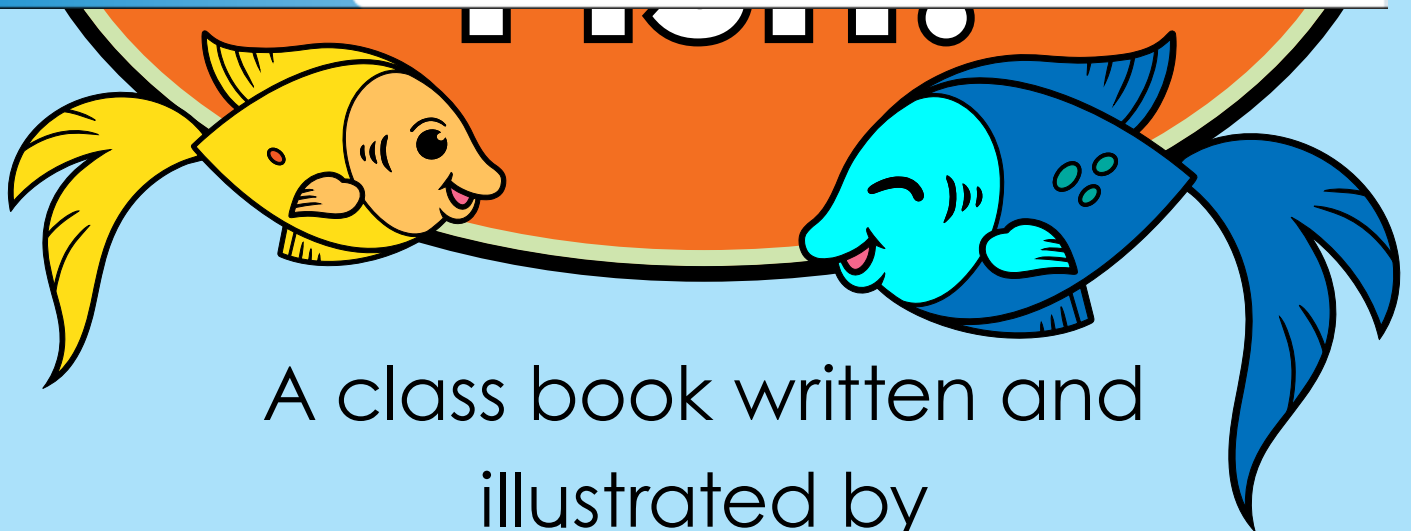


Preview
Please log in to download
the printable version of this worksheet.




Preview

Please log in to download
the printable version of this worksheet.




A class book written and
illustrated by



Preview

Please log in to download
the printable version of this worksheet.



A class book written and
illustrated by
