

Growth of a Bean Sprout



- Step 1:** Print the Life Cycle Wheel on card stock.
Step 2: Color the front and back wheels.
Step 3: Attach the front to the back with a brass paper fastener.
Step 4: Spin the wheel to follow the growth cycle.

Growth of a Bean Sprout



~ **PREVIEW** ~

Please log in or register to download
the printable version of this worksheet.



Super Teacher Worksheets - [www.s](http://www.superteacherworksheets.com)

third stage




~ PREVIEW ~

Please log in or register to download the printable version of this worksheet.

ge

sec



first stage