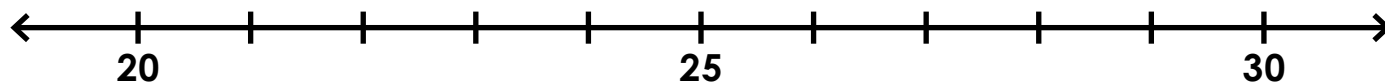


Name: _____

Rounding to the Nearest Ten

Find 28 on the number line and label it.



Is 28 closer to 20 or 30? _____

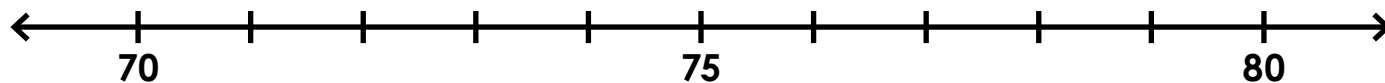
What is 28 rounded to the nearest 10? _____

Find 54 on the number line and label it.



Preview

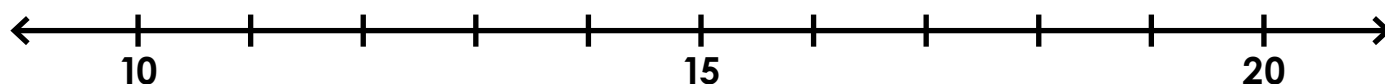
Please log in to download
the printable version of this worksheet.



Is 76 closer to 70 or 80? _____

What is 76 rounded to the nearest 10? _____

Find 13 on the number line and label it.

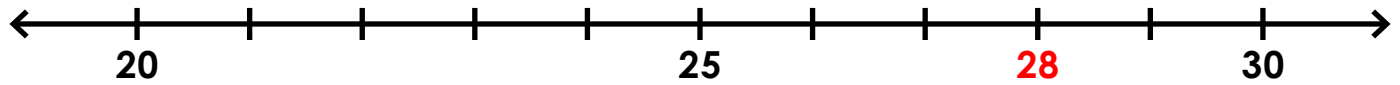


Is 13 closer to 10 or 20? _____

What is 13 rounded to the nearest 10? _____

Rounding to the Nearest Ten

Find 28 on the number line and label it.



Preview

Please log in to download
the printable version of this worksheet.



Is 13 closer to 10 or 20? 10

What is 13 rounded to the nearest 10? 10