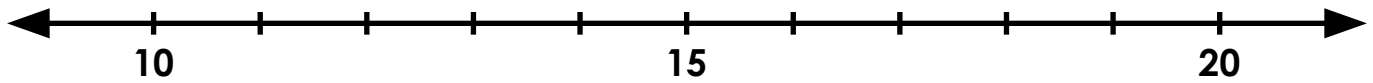


Name: \_\_\_\_\_

## Rounding to the Nearest Ten

Find 16 on the number line and label it.



Is 16 closer to 10 or 20? \_\_\_\_\_

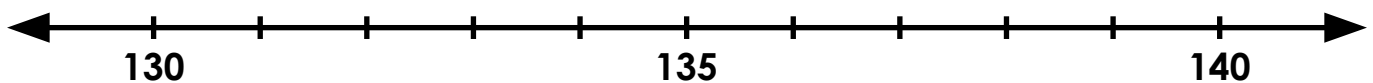
What is 16 rounded to the nearest 10? \_\_\_\_\_

Find 34 on the number line and label it.



# ~ PREVIEW ~

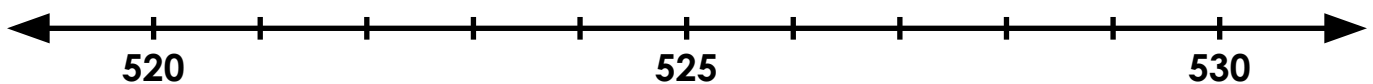
Please log in or register to download the printable version of this worksheet.



Is 138 closer to 130 or 140? \_\_\_\_\_

What is 138 rounded to the nearest 10? \_\_\_\_\_

Find 522 on the number line and label it.



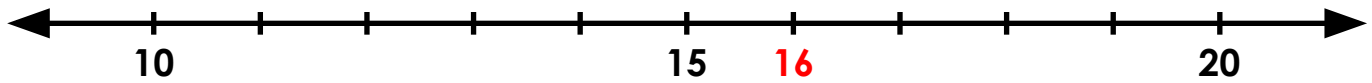
Is 522 closer to 520 or 530? \_\_\_\_\_

What is 522 rounded to the nearest 10? \_\_\_\_\_

# ANSWER KEY

## Rounding to the Nearest Ten

Find 16 on the number line and label it.



Is 16 closer to 10 or 20? 20



# ~ PREVIEW ~

Please log in or register to download  
the printable version of this worksheet.

What is 522 rounded to the nearest 10? 520